

# Introduction to Car Accounting Self Service (CASS)

William Powell

---

August 2023

# Agenda



- Permissions
- Accessing the Application
- Searching for Events
- Creating Liability Acceptance Messages (LAM)
- Searching Car Hire Liability File (CHLF)
- Reports
- Serving Area File
- Overview of Centralized Car Hire
- Helpful Links

# Permissions



- There are six possible user roles in the CASS application:
  - CASS CHLF V2.0 User
  - CASS Company Administrator
  - CASS Event Query
  - CASS LAM Creation
  - CASS Serving Area Edit
  - CASS Serving Area View-Only

## Car Accounting Self Service

Car Accounting Self Service Protected URL

1 Select Roles

2 Confirm

3 Done

☐ CASS CHLF V2.0 User ( [MARK required](#) )  
This CASS Role allows CHLF recipients to query one month's Car Hire Liability File and mileage data for a single car. You must be a CHLF recipient to use this search, and access must be requested for the Main Mark for each CHLF you receive.

☐ CASS Company Administration ( [MARK required](#) )  
This CASS role is for the Carrier to assign permissions to the Car Accounting Self Service system for their company. This role will also allow the ability to query events and create Liability Acceptance Message (If Railroad).

☐ CASS Event Query ( [MARK required](#) )  
This CASS role will allow query of events only.

☐ CASS LAM Creation ( [MARK required](#) )  
This CASS role will allow creation of Liability Acceptance Messages only.

☐ CASS Serving Area Edit ( [MARK required](#) )  
This access will allow users to query, add and expire Serving Area records.

☐ CASS Serving Area View-only ( [MARK required](#) )  
This access will allow users to query the Serving Area records.



# Permissions



Task	Description
<b>CASS CHLF V2.0 User</b>	This role enables Car Hire Liability File (CHLF) recipients to search a CHLF for a single car's liability file records, including cycle data with time and mileage payments for a month. Users must request access under any mark for which they receive a CHLF.
<b>CASS Company Administration</b>	This role is for the company administrator of the requesting company. This is the person responsible for approving access to CASS for their company. This role includes the CASS LAM Creation role and the CASS Event Query role.
<b>CASS Event Query</b>	This role is for the CASS user who only has access to Event Query.
<b>CASS LAM Creation</b>	This role is for the CASS user who creates Liability Acceptance Messages. This role includes CASS Event Query access.
<b>CASS Serving Area Edit</b>	This access will allow users to query, add, and expire Serving Area records.
<b>CASS Serving Area View-only</b>	This access will allow users to query the Serving Area records.

# Agenda

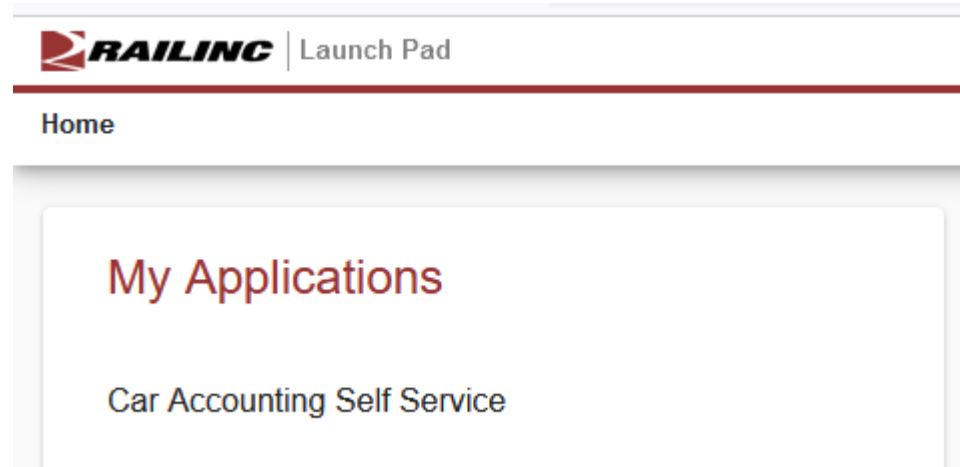


- ~~Permissions~~
- Accessing the Application
- Searching for Events
- Creating Liability Acceptance Messages (LAM)
- Searching Car Hire Liability File (CHLF)
- Reports
- Serving Area File
- Overview of Centralized Car Hire
- Helpful Links

# Accessing the Application



- Once permission is granted, you can access the CASS application via the Launch Pad, under the My Applications section.



# Accessing the Application



- The list of marks you have access to will be shown on the home page of the CASS application:

RAILINC Car Accounting Self Service			
Home Search Messages Reports Serving Area Documentation			
Car Accounting Self Service			
RoadMarks	Private Mark	RailRoad Mark	Operating Mark
RAIL		✓	✓

# Agenda



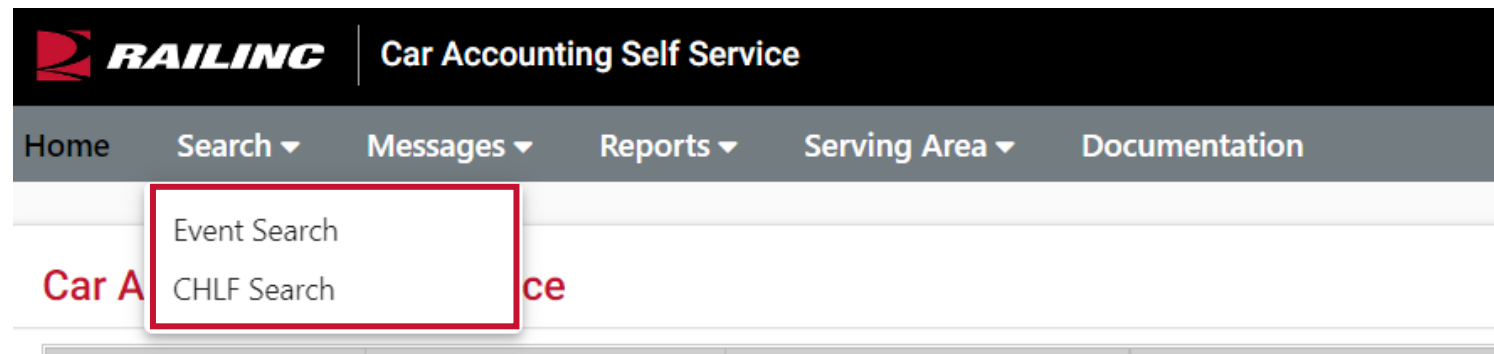
- ~~Permissions~~
- ~~Accessing the Application~~
- Searching for Events
- Creating Liability Acceptance Messages (LAM)
- Searching Car Hire Liability File (CHLF)
- Reports
- Serving Area File
- Overview of Centralized Car Hire
- Helpful Links



# Searching for Events



- You can search for events two ways — using the Event Search, or if you are a CHLF participant, the CHLF Search.



# Searching for Events



- CASS Event Search enables users to search for events by entering a single car and a start and end date range.

A screenshot of the RAILINC Car Accounting Self Service web application. The interface features a dark header with the RAILINC logo and 'Car Accounting Self Service' text. Below the header is a navigation bar with links: Home, Search, Messages, Reports, Serving Area, and Documentation. The main content area is titled 'Event Search' and contains a search form. The form has four input fields: 'Equip Initial \*' with the value 'AARX', 'Equip Number \*' with the value '12345', 'From Date \*' with the value '07/01/2022', and 'To Date \*' with the value '09/29/2022'. Each date field has a calendar icon. To the right of the form is a 'Reset' button with a circular arrow icon. A red rectangular box highlights a set of three buttons: a left arrow, a blue 'Search' button with a magnifying glass icon, and a right arrow.

# Searching for Events



- When performing a search, if no events are found for the specified search parameters, you will be presented with the message below and two options:

From Date

### Message

No records found for search criteria provided.

Click "Yes" to search for events within 3 years of current date using the From Date of the original search, 07/01/2022. If events are found, results will contain the last event prior to the From Date plus up to 90 days of prior events.

If no events are returned, the search will display the last event from the current date for the car plus up to 10 prior interchanges.

Clicking "No" returns to Event Search.

✕ No

✓ Yes

# Searching for Events



- An event search returns all events for up to a 90-day date range.

Car Accounting Self Service

BSAXK04 : RAIL Launch Pad Sign Out

Home Search Messages Reports Serving Area Documentation

### Event Search

Equip Initial \* Equip Number \* From Date \* To Date \*

CSXT 709171 08/01/2022 10/27/2022

Reset Search

Search Result (312 results in 1.434 seconds)

Haulage  
LCS Evaluated  
Suppressed  
TOL5  
TOL15  
Rule4

Legend Download CSV

Total items: 312 Clear Filters

Event	Event Time ↑	From Road	To Road	Posting Road	Liabile Road	Location	LCS Code	Status
DFLC	08/02/2022 11:27	CSXT		CSXT	CSXT	IN, AVON	A	E
ARRI	08/02/2022 14:00	CSXT		CSXT	CSXT	IN, PITTSBORO	A	E
PACT	08/02/2022 14:30	CSXT		CSXT	CSXT	IN, PITTSBORO	A	E
RLOD	08/03/2022 11:18	CSXT		CSXT	CSXT	IN, PITTSBORO	A	L
PFPS	08/05/2022 14:10	CSXT		CSXT	CSXT	IN, PITTSBORO	A	L
DFLC	08/05/2022 14:11	CSXT		CSXT	CSXT	IN, PITTSBORO	A	L

# Searching for Events



- From the search results page, double-click on any event to view details of the movement event and/or create a LAM from that event.

### Event Details

Equipment:	GATX0000004467	Event Type:	ICHD
From Road:	IHB	Event Description:	INTERCHANGE DELIVERY FROM RCV'G ROAD
To Road:	UP	Event Time:	05/01/2021 19:21
Posting Road:	IHB	Posting Time:	05/01/2021 21:18:12
SPLC:	381248000	LCS Code:	W - Verified Delivery
Location:	IL, PROVISO	Interchange Type:	
Load Status:	L - Loaded		

Create LAM

Close



# Agenda

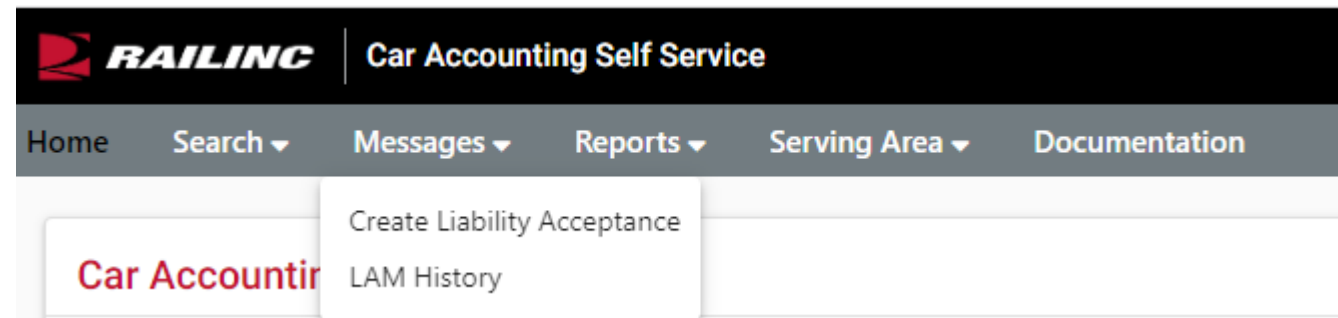


- ~~Permissions~~
- ~~Accessing the Application~~
- ~~Searching for Events~~
- Creating Liability Acceptance Messages (LAM)
- Searching Car Hire Liability File (CHLF)
- Reports
- Serving Area File
- Overview of Centralized Car Hire
- Helpful Links

# Creating Liability Acceptance Messages



- Users can create a LAM from an existing event or via the Messages dropdown under 'Create Liability Acceptance.'



# Creating Liability Acceptance Messages



- All fields shown are required:

## Liability Acceptance Message

All fields are required.

Submitting Road \*

Equip Initial \*

CSXT

Equip Number \*

709171

Event Time (MM/DD/YYYY) \*

08/08/2022



05



:

20



From Road \*

DSP8

Location SPLC \*



Status \*

L



# Creating Liability Acceptance Messages



- You can submit the LAM or preview the message before submitting.

All fields are required.

Submitting Road \*

Equip Initial \*  
CSXT

Equip Number \*  
709171

Event Time (MM/DD/YYYY) \*  
08/08/2022 05 : 20

From Road \*  
DSP8

Location SPLC \* 🔍

Status \*  
L ▼

Header: # RRDC0001TRAIN102210271311RRDC /

Group: \*0001CASS000000000202208070520415 Z

Detail: +CSXT709171L

Summary: =0001SUM0001

Trailer: \$0001EOMÄ|

🔄 Reset Preview Submit

# Creating Liability Acceptance Messages – Viewing Message History



- Users can view LAM History for their mark.

A screenshot of the RAILINC Car Accounting Self Service web application. The interface has a dark header with the RAILINC logo and the title 'Car Accounting Self Service'. Below the header is a navigation bar with links: Home, Search, Messages, Reports, Serving Area, and Documentation. A dropdown menu is open under the 'Messages' link, showing two options: 'Create Liability Acceptance' and 'LAM History', with the latter highlighted by a red rectangle. Below the navigation bar, the page title 'Car Accounting' is visible. A table with four columns is displayed: 'RoadMarks', 'Private Mark', 'RailRoad Mark', and 'Operating Mark'. The first row of data shows 'RAIL' under 'RoadMarks', and green checkmarks under 'RailRoad Mark' and 'Operating Mark'.

RoadMarks	Private Mark	RailRoad Mark	Operating Mark
RAIL		✓	✓



# Creating Liability Acceptance Messages



- Users can view LAM History, sort the search results or download the results to CSV.

The screenshot displays the RAILINC Car Accounting Self Service interface. The top navigation bar includes the RAILINC logo, the title "Car Accounting Self Service", and user information "BSAXK04 : RAIL" with links for "Launch Pad" and "Sign Out". Below this is a secondary navigation bar with links for "Home", "Search", "Messages", "Reports", "Serving Area", and "Documentation". The "Messages" dropdown menu is open, showing options: "Select Duration", "Last 7 Days", "Last 30 Days" (highlighted in blue), and "Last 60 Days". A red box highlights this dropdown menu. To the right of the dropdown is a blue button labeled "View History". Below the navigation bar, the main content area shows "LAM Message History (23 results in 0.115 seconds)" with a "Download CSV" button. A table displays the results with columns: Submitter ID, Submitting Road, Submitted Time, Status, Equip Initial, and Equip Number. The table contains three rows of data. To the right of the table, it says "Total items: 23" and "Clear Filters".

Submitter ID	Submitting Road	Submitted Time	Status	Equip Initial	Equip Number
ASTROUP	NS	10/26/2022 14:45	LCS Evaluated	TBOX	638144
LARA168	NS	10/26/2022 13:39	LCS Evaluated	TBOX	662910
FISHER16	BNSF	10/18/2022 12:10	LCS Evaluated	BNSF	402129

# Agenda



- ~~Permissions~~
- ~~Accessing the Application~~
- ~~Searching for Events~~
- ~~Creating Liability Acceptance Messages (LAM)~~
- Searching Car Hire Liability File (CHLF)
- Reports
- Serving Area File
- Overview of Centralized Car Hire
- Helpful Links

# Searching CHLF



- Car Hire Liability File (CHLF) Search enables users to search a CHLF for a single car's liability file records.

**RAILINC** Car Accounting Self Service

BSAXK04 : RAIL Launch Pad ▼ Sign Out

Home Search ▼ Messages ▼ Reports ▼ Serving Area ▼ Documentation

### CHLF Search

Equip Initial \*  
AARX

Equip Number \*  
12345

Mark \*  
RAIL

CHLF File \*  
07/2022 Actual File ▼

↺ Reset

🔍 Search

### CHLF Search Summary

Owner : Lessee : Car Type :

L/E	Tot Hrs	Time Value	Tot Miles	Mileage Values	Appurt value	Total Value
-----	---------	------------	-----------	----------------	--------------	-------------

# Searching CHLF



- CHLF Search results show the activity of the car for the month.

Car Accounting Self Service

BSAXK04 : RAIL Launch Pad Sign Out

[Home](#) [Search](#) [Messages](#) [Reports](#) [Serving Area](#) [Documentation](#)

### CHLF Search

Equip Initial \*  
CSXT

Equip Number \*  
709171

Mark \*  
CSXT

CHLF File \*  
07/2022 Actual File

[Reset](#) [Search](#)

### CHLF Search Summary

Owner : CSXT Lessee : Car Type : E534

L/E	Tot Hrs	Time Value	Tot Miles	Mileage Values	Appurt value	Total Value
E	0	0.00	0	0.00	0.00	0.00
L	0	0.00	0	0.00	0.00	0.00

Search Result (17 results in 10.27 seconds)

[Legend](#) [Download CSV](#)

Road	Start	End	L/E	Total	Rate													
Poss	Liab	Code	Type	Hour	Road	SPLC	Code	Type	Hour	Road	SPLC	Hour	Miles	Time	Mileage	Appurt	So	
▶ SHP8	CSXT	MTH	S	0	SHP8	504450000	ECB	S	323	SHP8	504787000	E	323	0	0.74	0.14	0	C
▶ SHP8	CSXT	ECB	S	323	SHP8	504787000	DDC	G	323	CVRC	504787000	E	0	0	0.74	0.14	0	C
▶ CVRC	CVRC	DDC	G	323	SHP8	504787000	LCS	W	323	PGR	507222000	E	0	0	0.74	0.14	0	C
▶ PGR	PGR	LCS	W	323	CVRC	507222000	DDC	G	323	DSP8	507222000	E	0	0	0.74	0.14	0	C

# Agenda



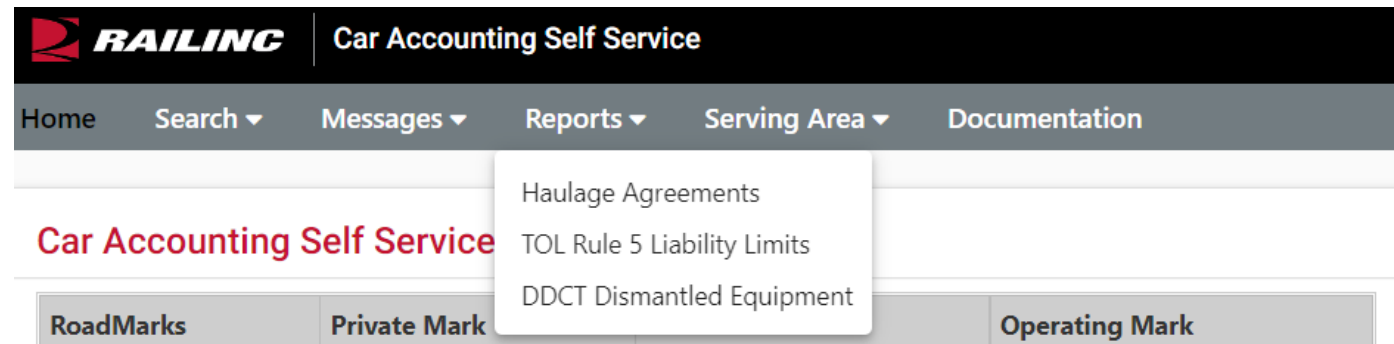
- ~~Permissions~~
- ~~Accessing the Application~~
- ~~Searching for Events~~
- ~~Creating Liability Acceptance Messages (LAM)~~
- ~~Searching Car Hire Liability File (CHLF)~~
- Reports
- Serving Area File
- Overview of Centralized Car Hire
- Helpful Links



# Reports



- CASS provides the following reports to assist users. Each of these reports can be exported as a spreadsheet.



# Reports – Haulage Agreements



- Haulage agreements are displayed when the selected carrier is listed as Carrier 1, Carrier 2, or Car Hire Liable Carrier.

Car Accounting Self Service BSAXK04 : RAIL Launch Pad Sign Out

Home Search Messages Reports Serving Area Documentation

### Haulage Agreements

Select Carrier \*  
BNSF Search

### Haulage Agreement Results (328 results in 0.245 seconds)

Download CSV


Total items: 328 Clear Filters

Carrier 1	Carrier 2	Location	Haulage ID	Car Hire Liable	Effective Date
DQE	KRR	OK, VALLIANT	A	BNSF	08/12/2022
CN	BNSF	IA, SIOUX CITY	C	RWRR	07/07/2021
BNSF	CSXT	OH, NORTH BALTIMORE	A	BNSF	10/29/2018
BNSF	CSXT	IL, MCCOOK	A	BNSF	10/29/2018

# Reports – TOL Rule 5 Liability Limits



- This report shows the agreed limit between the switch carrier and the line-haul carrier.

 Car Accounting Self Service BSAXK04 : RAIL Launch Pad ▾ Sign Out

Home Search ▾ Messages ▾ Reports ▾ Serving Area ▾ Documentation

### TOL Rule 5 Liability Limits

Select Carrier \*  
BNSF


### TOL Rule 5 Liability Limit Results (21 results in 0.333 seconds)

Total items: 21

Carrier 1	Carrier 2	Location	TL Effective Date	IL Effective Date	TL Hours To	TL Hours From	IL Hours To	IL Hours From
BNSF	AOK	OK, OKLAHOMA CITY	10/01/2021	10/01/2021	120	168	0	0
BNSF	AOK	OK, OKLAHOMA CITY	10/01/2021	10/01/2021	168	120	0	0
BNSF	KAW	MO, KANSAS CITY	02/01/2021	02/01/2021	72	72	0	0
BNSF	KAW	MO, BIRMINGHAM	02/01/2021	02/01/2021	72	72	0	0

# Reports – DDCT Dismantled Equipment Report

- This report shows all cars that have moved to DEAD status.

 Car Accounting Self Service BSAXK04 : RAIL Launch Pad ▼ Sign Out

Home Search ▼ Messages ▼ Reports ▼ Serving Area ▼ Documentation

DDCT Dismantled Equipment

Select Carrier \*  
BNSF

DDCT Dismantled Equipment Results (70 results in 1.391 seconds)

Total items: 70

Owner Mark	Equipment Initial	Equipment Number	Equipment Type	Mechanical Designation	Transportation Code	TC Code	Equipment Grade	Last Updated
BNSF	BNSF	0000301990	V918	FA	N			10/12/2022
BNSF	BNSF	0000559425	F483	FBC	P			09/28/2022
BNSF	BNSF	0000238947	S162	FCA	T			09/28/2022
BNSF	BNSF	0000497492	C114	LO	P			09/28/2022

# Agenda



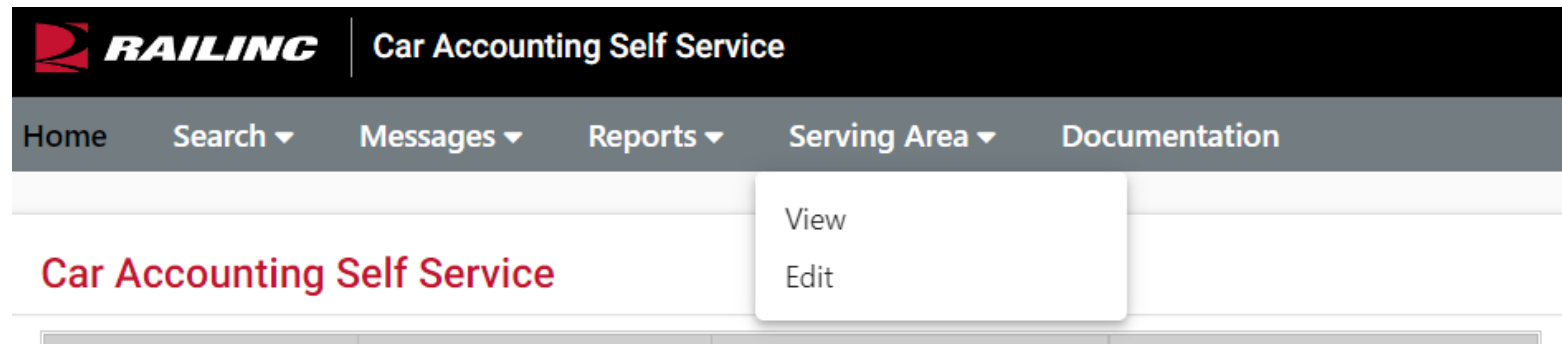
- ~~Permissions~~
- ~~Accessing the Application~~
- ~~Searching for Events~~
- ~~Creating Liability Acceptance Messages (LAM)~~
- ~~Searching Car Hire Liability File (CHLF)~~
- ~~Reports~~
- Serving Area File
- Overview of Centralized Car Hire
- Helpful Links



# Serving Area File



- The Serving Area File contains geographic locations used for car hire reclaims under Car Hire Rule 22.



# Serving Area File



- Search the Serving Area File using the search criteria fields Handling Carrier, Loading Point or Serving area SPLC.

A screenshot of the RAILINC Car Accounting Self Service web application. The top navigation bar is black with the RAILINC logo on the left, 'Car Accounting Self Service' in the center, and 'BSAXK04 : RAIL Launch' on the right. Below this is a grey navigation menu with links: Home, Search, Messages, Reports, Serving Area, and Documentation. The main content area has a red heading 'Serving Area Search'. Below the heading are three search input fields: 'Handling Carrier', 'Loading Point SPLC', and 'Serving Area SPLC'. Each field has a magnifying glass icon to its right. To the right of the 'Serving Area SPLC' field are two buttons: a 'Reset' button with a circular arrow icon and a 'Search' button with a magnifying glass icon.

# Serving Area File



- The Serving Area Search Results will display up to 1500 records.

Car Accounting Self Service

BSAXK04 : RAIL Launch Pad Sign Out

Home Search Messages Reports Serving Area Documentation

### Serving Area Search

Handling Carrier

Loading Point SPLC

Q

Serving Area SPLC

Q

Reset

Search

Search Result (1500 results in 0.123 seconds)

Download CSV

Total items: 1500

Clear Filters

Handling Carrier ↑	Loading Point SPLC	City	State	Serving Area SPLC	City	State	Effective Date	Expiration Date	Create Date	Status
AA	318740000	DUNDEE	MI	318480000	MILAN	MI	12/01/2017	12/31/9999	11/30/2017	Active
AA	318740000	DUNDEE	MI	318740000	DUNDEE	MI	12/01/2017	12/31/9999	11/30/2017	Active
AA	318740000	DUNDEE	MI	318757000	DIANN	MI	12/01/2017	12/31/9999	11/30/2017	Active
AA	318740000	DUNDEE	MI	343201000	OTTAWA YARD	OH	11/01/2018	12/31/9999	10/08/2018	Active
AA	343100000	TOLEDO	OH	318740000	DUNDEE	MI	11/01/2019	12/31/9999	10/25/2019	Active

# Serving Area File



- Users with CASS Serving Area edit permission can add and expire serving area records.

A screenshot of the RAILINC Car Accounting Self Service web application. The top navigation bar includes the RAILINC logo, 'Car Accounting Self Service', and user information 'BSAXK04 : RAIL Launch Pad Sign Out'. Below this is a menu bar with 'Home', 'Search', 'Messages', 'Reports', 'Serving Area', and 'Documentation'. The main content area is titled 'Serving Area Search' and contains three search input fields: 'Handling Carrier', 'Loading Point SPLC', and 'Serving Area SPLC'. To the right of these fields are buttons for 'Reset', 'Upload', and 'Search'. At the bottom left of the search section is a blue '+ Add' button.A screenshot of the 'Add Serving Area' modal form. The form has a title bar with 'Add Serving Area' and a close button (X). It contains five input fields: 'Handling Carrier \*', 'Loading Point SPLC \*', 'Serving Area SPLC \*', 'Effective Date' (with a date picker showing '11/01/2022'), and 'Expiration Date \*' (with a date picker showing '12/31/9999'). At the bottom right are 'Cancel' and 'Save' buttons.

# Serving Area File



- To expire a record, select the checkbox to the left of the record displayed in the Serving Area Search Results section.

Serving Area Search

Handling Carrier

RAIL

▼

Loading Point SPLC

411700000

Q

Serving Area SPLC

411657000

Q

+ Add

- Expire

Search Result (1 results in 0.115 seconds)

Handling Carrier	Loading Point SPLC	City	State	Serving Area SPLC	
<input type="checkbox"/>	Filter Handling	Filter Loading Poin	Filter City	Filter	Filter Serving Area
<input type="checkbox"/>	RAIL	411700000	RALEIGH	NC	411657000

Are you sure you want to expire the Serving Area(s) on 11/30/2017?

Loading Point SPLC	Serving Area SPLC	Status
411700000	411657000	New Add

Note: Please note that Expiring any New Add records will permanently delete them from the Serving Area File

Expire

Cancel

# Agenda



- ~~Permissions~~
- ~~Accessing the Application~~
- ~~Searching for Events~~
- ~~Creating Liability Acceptance Messages (LAM)~~
- ~~Searching Car Hire Liability File (CHLF)~~
- ~~Reports~~
- ~~Serving Area File~~
- Overview of Centralized Car Hire
- Helpful Links

# Overview of Centralized Car Hire



- There are two user roles in the Centralized Car Hire application:
  - CCH Company Admin
  - CCH User

A screenshot of the 'Centralized Car Hire' application interface. The page title is 'Centralized Car Hire' with a subtitle 'Centralized Car Hire'. A progress bar at the top shows three steps: '1 Select Roles' (active), '2 Confirm', and '3 Done'. Below the progress bar, there are two role selection options, each with a checkbox and a description. The first option is 'CCH Company Admin ( MARK required )' with the description 'This role is for the carrier/car owner to assign permissions to the Centralized Car Hire application for their company'. The second option is 'CCH User ( MARK required )' with the description 'This role is for the user to view and update the TOL Rule 5 Errors. User will have ability to query events and view CHLF V2.0'. Below these options is a 'Comments...' section with a text input field. At the bottom right, there are 'Return' and 'Next' buttons, and a character count '0/255'.



# Overview of Centralized Car Hire



- In addition to performing all the CASS tasks, CCH users can:
  - Correct Transfer of Liability (TOL) Rule 5 errors.
  - Create standard mileage reports for the U.S., Canada and Mexico.
  - Convert CHLF V2 to the Car Hire Data Exchange (CHDX) format.

A screenshot of the RAILINC Centralized Car Hire web application. The interface has a dark header with the RAILINC logo and the title 'Centralized Car Hire'. Below the header is a navigation bar with links: Home, Search (with a dropdown arrow), Messages (with a dropdown arrow), Reports (with a dropdown arrow), and Documentation. The main content area has a red heading 'Centralized Car Hire'. Below this heading is a table with three columns: 'RoadMarks', 'Private Mark', and 'Operating Mark'. The 'RoadMarks' column contains the text 'RAIL'. The 'Operating Mark' column contains a green checkmark. A dropdown menu is open over the 'Reports' link, listing five options: 'Haulage Agreements', 'TOL Rule 5 Liability Limits', 'DDCT Dismantled Equipment', 'Mileage Information', and 'CHDX Information'.

# Overview of Centralized Car Hire



- There are three views under the TOL Rule 5 Errors tab:
  - Summary View
  - Work Queue
  - History

Centralized Car Hire BSAXK04 : RAIL Launch Pad ▼ Sign Out

Home Search ▼ Messages ▼ Reports ▼ Documentation

**TOL Rule 5 - Errors**

Mark \*  
BNSF

Summary Work Queue History

Total # Errors : 111

Days Left : Count

1 - 5 Days : 41 6 - 10 Days : 22 11 - 15 Days : 34 16 - 25 Days : 14

By Location

Total items: 23

Count	SPLC	Resp Rd	Rpt Typ	Start Date	Days Left
12	IA, SIOUX CITY	UP	80	09/30/2022 19:38:00	3
12	NE, LINCOLN	UP	80	10/01/2022 15:29:00	4

# Overview of Centralized Car Hire



- The TOL Rule 5 Errors Work Queue lists errors that can be corrected.

Centralized Car Hire BSAXK04 : RAIL Launch Pad Sign Out

Home Search Messages Reports Documentation

TOL Rule 5 - Errors

Mark \*  
BNSF

Summary Work Queue History

Total # Errors : 111

	Switch Road	Resp Rd	SPLC	Event Time	Rpt Typ	Group Error	Detail Error	Equip Initial	Equip Nbr	Days Left
<input type="checkbox"/>	<input type="text" value="Filter Switch Road"/>	<input type="text" value="Filter Resp Rd"/>	<input type="text" value="Filter SPLC"/>		<input type="text" value="Filter Rpt Typ"/>	<input type="text" value="Filter Group Error"/>	<input type="text" value="Filter Detail Error"/>	<input type="text" value="Filter Equip Init"/>	<input type="text" value="Filter Equip Nbr"/>	<input type="text" value="Filter Days Left"/>
<input type="checkbox"/>	> BNSF	UP	845200000	09/27/2022 00:45	80	G00 - 00	D05 - 42	CHTT	214239	0
<input type="checkbox"/>	> BNSF	UP	845200000	09/27/2022 00:45	80	G00 - 00	D05 - 42	CHTT	722247	0
<input type="checkbox"/>	> BNSF	UP	845200000	09/27/2022 00:45	80	G00 - 00	D05 - 42	ICE	67170	0

# Overview of Centralized Car Hire



- The History view enables users to view all TOL Rule 5 Errors including expired, corrected and removed errors.

A screenshot of the RAILINC Centralized Car Hire web application. The top navigation bar is black with the RAILINC logo on the left, the text 'Centralized Car Hire' in the center, and user information 'BSAXK04 : RAIL' and links for 'Launch Pad' and 'Sign Out' on the right. Below this is a grey navigation bar with links for 'Home', 'Search', 'Messages', 'Reports', and 'Documentation'. The main content area has a red heading 'TOL Rule 5 - Errors'. Below the heading is a search bar with the text 'Mark \* BNSF' and a blue search button. To the right of the search bar are three tabs: 'Summary', 'Work Queue', and 'History', with 'History' being the active tab. Below the tabs is a search filter section with a red heading 'Search'. It contains several input fields: 'From Date \*' with a calendar icon, 'To Date \*' with a calendar icon, 'Action Taken' with a dropdown menu showing 'All', 'Location', 'Equip Initial', and 'Equip Number'. At the bottom right of the filter section are two buttons: 'Reset' and 'Search'.

# Overview of Centralized Car Hire



- The TOL Rule 5 Errors History search results show TOL Rule 5 Errors that match your search criteria.

**RAILINC**

Centralized Car Hire

BSAXK04 : RAIL Launch Pad Sign Out

[Home](#) [Search](#) [Messages](#) [Reports](#) [Documentation](#)

### TOL Rule 5 - Errors

Mark \*  
BNSF

Q

Summary Work Queue History

### Search

From Date \*  
09/01/2022

To Date \*  
10/02/2022

Action Taken  
All

Location

Equip Initial

Equip Number

Reset

Q Search

Total # of Results : 762 (Maximum number of result displayed : 1000)

Reinstate

Download CSV

Clear Filters

<input type="checkbox"/>	Date Added	Action Taken	User ID	Action Date	Resp Rd	SPLC	Equip Init	Equip Nbr	Event Date	Rpt Typ	Resp Rd	SPLC	Equip Init	Equip Nbr	E
	09/03/2022 11:00	Expired	CCH_BATCH	09/22/2022 08:00	UP	581520000	SMW	735543	08/26/2022 14:35	80					
	09/18/2022 11:01	Expired	CCH_BATCH	09/19/2022 08:00	UP	744300000	CRLE	7488	07/27/2022 06:12	80					
	09/01/2022 11:00	Expired	CCH_BATCH	09/19/2022 08:00	UP	845200000	BKTY	153279	08/23/2022 22:34	80					

# Overview of Centralized Car Hire



- The Mileage Information Report shows mileage information for individual U.S. states, Canada and Mexico.

RAILINC

Centralized Car Hire

BSAXK04 : RAIL Launch Pad ▼ Sign Out

Home Search ▼ Messages ▼ Reports ▼ Documentation

Mileage Information

Mark \*  
BNSF

Report Type \*  
Railroad ▼

Report Frequency \*  
Monthly ▼

Report Detail Type:  
☒ Summary ☐ Detail

Search

Available Reports - MONTHLY : # 104

Total items: 104 Clear Filters

Mark	Report Type	Freq	Type	Year	Month	Download
BNSF	Railroad	Monthly	Summary	2014	12	<a href="#">Download File</a>
BNSF	Railroad	Monthly	Summary	2014	11	<a href="#">Download File</a>
BNSF	Railroad	Monthly	Summary	2014	10	<a href="#">Download File</a>

# Overview of Centralized Car Hire



- The CHDX Information Report shows car hire payment information in the car hire payable format.

CHDX Information

Mark \*:

CHLF File \*: 

06/2014 Actual File

Equip Owner \*:

Equip Initial:

Equip Number: 

Low Number

High Number

Car Type :

L/E Status:

Search

Reset

☐ 1400 Format

Total # of Results : 1000 (Maximum number of result displayed : 1000)

Download CSV

Equip Init	Equip Nbr	CTC	Start SPLC	Start Date	End SPLC	End Date	L/E	TR	MR	AR	Total Hrs	Total Miles	Total Amt	Source
		C113	261983000	2014-06-01	218714000	2014-06-04	E	0	0	0	88	19.4	0	U
		C113	437280000	2014-06-01	428880000	2014-06-04	L	0	0.127	0	92	244.8	31.09	U
		C113	428880000	2014-06-23	428880000	2014-06-30	E	0	0	0	170	244.26	0	U
		C113	261100000	2014-06-06	261100000	2014-06-30	L	0	0.138	0	578	722.64	99.724	U
		C113	261000000	2014-06-01	261000000	2014-06-03	E	0	0	0	49	0	0	U
		C113	261000000	2014-06-03	261100000	2014-06-06	L	0	0.138	0	93	0.3	0.041	U
		C113	491200000	2014-06-23	491200000	2014-06-30	E	0	0	0	175	0	0	U
		C113	472840000	2014-06-01	491200000	2014-06-23	L	0	0.138	0	545	0	0	U



# Overview of Centralized Car Hire



- There are two CHDX Information Report file format options:
  - CHDX Information Report viewed as a \*.csv file.

Group Fur	Applicatio	Applicatio	Group Dat	Group Tim	Group Cor	Responsit	Version/R	Transactic	Blank	Transactic	Equipmen	Equipmen	Car Hire	D Account	T	Transactic	Allowed C
CR			141117	1426		X	3020	414					1	10	31	20	
CR			141117	1426		X	3020	414					1	10	31	20	
CR			141117	1426		X	3020	414					1	10	31	20	
CR			141117	1426		X	3020	414					1	10	31	20	
CR			141117	1426		X	3020	414					1	10	31	20	
CR			141117	1426		X	3020	414					1	10	31	20	
CR			141117	1426		X	3020	414					1	10	31	20	
CR			141117	1426		X	3020	414					1	10	31	20	
CR			141117	1426		X	3020	414					1	10	31	20	
CR			141117	1426		X	3020	414					1	10	31	20	
CR			141117	1426		X	3020	414					1	10	31	20	

- CHDX Information Report viewed as a 1400-byte file.

1400 BYTE DATA																
CR		1411171439	X 003020	414									1010312014062014061		:0000027038C113	
CR		1411171439	X 003020	414									1010312014062014061		:0000027047C113	
CR		1411171439	X 003020	414									1010312014062014061		:0000027047C113	
CR		1411171439	X 003020	414									1010312014062014061		:0000027262C113	
CR		1411171439	X 003020	414									1010312014062014061		:0000027262C113	
CR		1411171439	X 003020	414									1010312014062014061		:0000027262C113	
CR		1411171439	X 003020	414									1010312014062014061		:0000027264C113	
CR		1411171439	X 003020	414									1010312014062014061		:0000027264C113	
CR		1411171439	X 003020	414									1010312014062014061		:0000027265C113	
CR		1411171439	X 003020	414									1010312014062014061		:0000027265C113	
CR		1411171439	X 003020	414									1010312014062014061		:0000027265C113	
CR		1411171439	X 003020	414									1010312014062014061		:0000027265C113	
CR		1411171439	X 003020	414									1010312014062014061		:0000027265C113	
CR		1411171439	X 003020	414									1010312014062014061		:0000027265C113	

# Agenda



- ~~Permissions~~
- ~~Accessing the Application~~
- ~~Searching for Events~~
- ~~Creating Liability Acceptance Messages (LAM)~~
- ~~Searching Car Hire Liability File (CHLF)~~
- ~~Reports~~
- ~~Serving Area File~~
- ~~Overview of Centralized Car Hire~~
- Helpful Links

# Helpful Links

- [Car Hire Product Page](#)
- [CASS User Guide](#)
- [CCH User Guide](#)
- [CHLF User Guide](#)
- [FAQ Document](#)



Home > Products & Services > Car Hire

## Car Hire

Car Hire is rental paid by railroads to equipment owners. Click on the title of each Car Hire Railinc application below for details.

Car Hire for *railroad* marked cars is governed by the AAR Circular [OT-10](#), Code of Car Hire Rules and Interpretations Freight.

Car Hire for *private* marked cars is governed by tariff [RIC 6007](#).

### Related Links

[Bid and Offer Roster List \(via FindUs Rail\)](#)

### More On This Page:

- [Car Accounting Self-Service](#)
- [Car Hire Accounting Rate Master](#)
- [Car Hire Data Exchange](#)
- [Car Hire Rate Negotiation Self-Service](#)

## Car Hire Training

This series of presentations explains the various principles of car hire, the charge paid by one railroad for its use of another railroad's railcars. This training program is fully endorsed by the AAR Equipment Assets Committee (EAC) and the Association of Car Accounting and Car Service Officers (ACACSO). The material was originally presented by industry experts at the American Short Line & Regional Railroad Association (ASLRRRA) convention in April 2013.

Be sure to turn your speakers on/up to hear these presentations.

### Related Support Documents

- [Car Accounting Self-Service User Guide](#)
- [Car Accounting Self-Service FAQs](#)
- [Car Hire Liability File Overview](#)
- [Car Hire Liability File User Guide](#)
- [Car Hire Data Exchange User Guide](#)
- [TRAIN II User Guide](#)
- [CHRNSS Overview](#)
- [CHRNSS User Guide](#)
- [CHRNSS FAQs](#)
- [Default Rate Table Q2 2021 \(pdf\)](#)

# *Railinc Keeps You Moving.*

---

**William Powell**

Phone: 877-RAILINC

Email: [CSC@railinc.com](mailto:CSC@railinc.com)

