

Introduction to Car Hire Data Exchange (CHDX)

Presenter: Tiffany Dinh

May 2026

Agenda



- Permissions
- Accessing the Application
- Profile Management
- View CHDX File History
- Upload CHDX Files
- Negative Payables Overview
- Thresholds
- Contacts
- Rejected Report
- Support Documents
- Helpful Links

Legal Disclaimer: Any actions taken in reliance on or pursuant to this webinar are subject to Railinc's Terms of Use, as set forth in <https://public.railinc.com/terms-use>, and all AAR rules.

Permissions



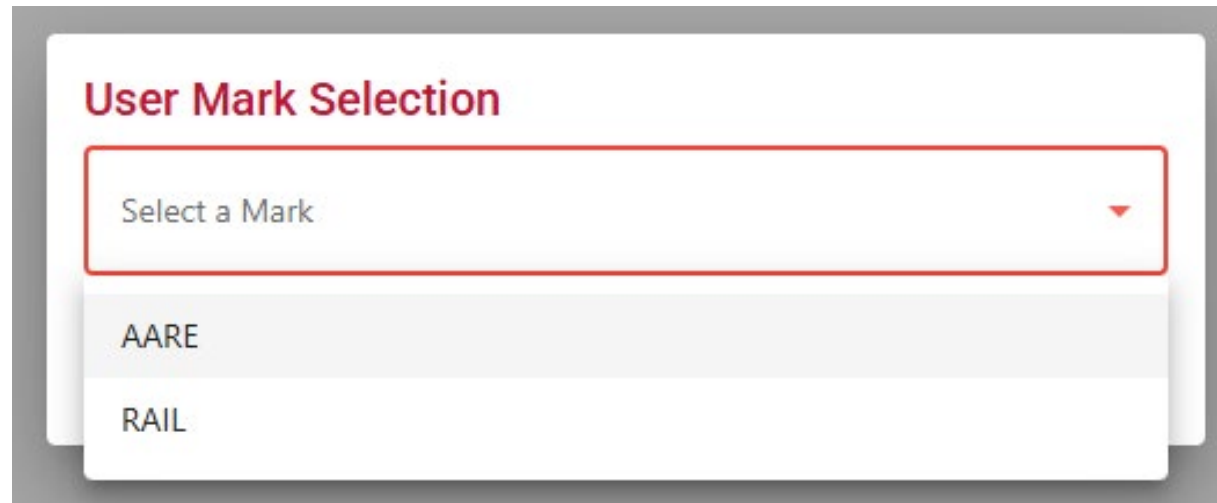
- Requestable Permissions:
 - (Railinc Data Exchange)
CHDX User
 - (Car Hire Negative Payables)
CHDX Negative Payable Web User

Filter...	
Car Hire Negative Payables	
Car Hire Negative Payables allows car hire participants to set their negative to build an exchange file.	
CHDX Negative Payable Web User	RAIL - RAILINC CORPORATION
Railinc Data Exchange	
Railinc Data Exchange	
CHDX User	RAIL - RAILINC CORPORATION

Accessing the Application



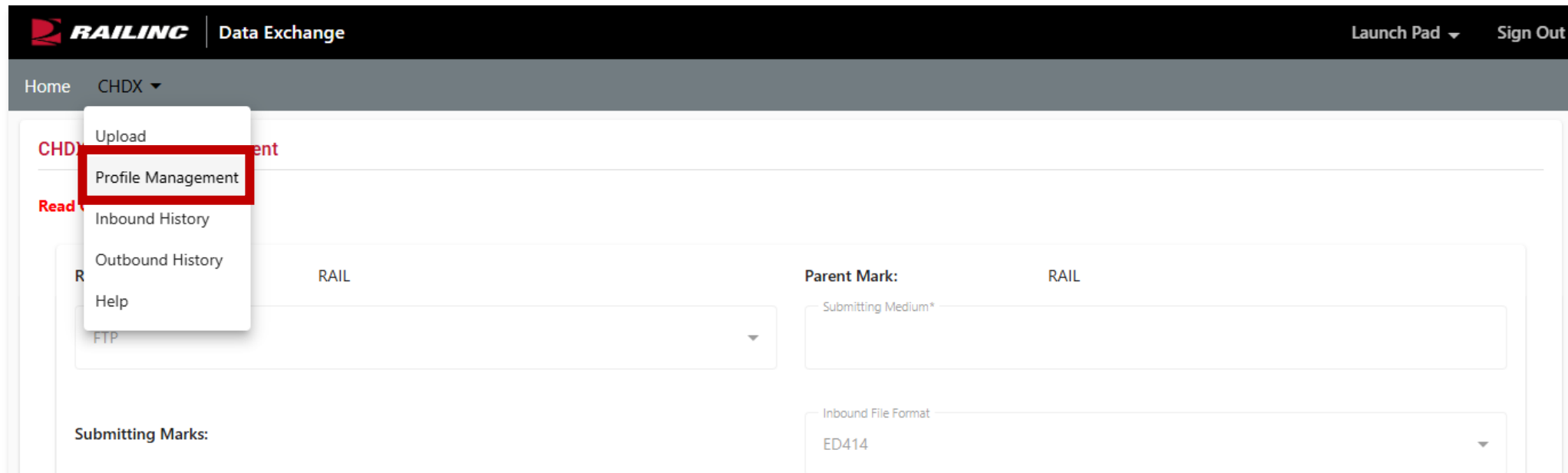
- If you have access to multiple profiles under different marks, a list of marks you have access to will be shown in the drop-down list of the User Mark Selection window:



Profile Management



- The Profile Management page is displayed, allowing you to view the details of your CHDX profile. Please reach out to Railinc at csc@railinc.com if any details need to be updated.



Profile Management



- You can view your profile's Submitting and Receiving mediums and formats.

Road Mark: RAIL

Submitting Medium Type
WEB

Submitting Marks:

Receiving Medium Type
WEB

Parent Mark: RAIL

Submitting Medium*

Inbound File Format
ED414

Receiving Medium*

Outbound File Format
ED414

Outbound File Type
DAT

Profile Management



- When CHDX completes uploading or distributing a file, Railinc sends out email notifications to the contact(s) listed in the Notification Email field on your profile.

Notification Email

csc@railinc.com



Profile Management



- You can view the mark(s) for which your profile is set up to Submit or Receive CHDX data.

Submit For	Receive For	
Road Mark	Name	Action
No data to display.		

View CHDX File History



- Under the Inbound History and Outbound History tabs, you can view the CHDX files your mark has submitted or received. Up to 6 months of historical data can be viewed.

A screenshot of the RAILINC Data Exchange web application. The top navigation bar includes the RAILINC logo, 'Data Exchange', and links for 'Launch Pad' and 'Sign Out'. Below this is a breadcrumb trail with 'Home' and 'CHDX'. A dropdown menu is open under 'CHDX', with 'Inbound History' and 'Outbound History' highlighted by a red box. The main content area shows a filter section with dropdown menus for 'YEAR' and 'MARK', and a 'Total items: 100' indicator with a 'Clear Filters' button. Below the filters is a table header with columns: 'Inbound File Name', 'Date Received', 'Total Records', 'USD Amount', 'CAD Amount', and 'Status'.

Inbound File Name	Date Received	Total Records	USD Amount	CAD Amount	Status
-------------------	---------------	---------------	------------	------------	--------

View CHDX File History



- You have the option to download your CHDX files as a PDF Report or Inbound/Outbound file through the Action drop-down.

CHDX > Outbound History

Filter by: MONTH YEAR MARK Total items:

Actions	Receiving Roadmark ↑	Outbound File Name	Total Records	USD Amount	CAD Amount	Date Created
Action ▾		CHOP.2512.zip	0	\$0.00	\$0.00	2026/02/12 18:24:25 EST
📄 Download PDF Report		CHOP.2511.zip	0	\$0.00	\$0.00	2026/01/13 18:05:51 EST
📄 Download Outbound File		CHOP.2510.zip	0	\$0.00	\$0.00	2025/12/12 12:01:55 EST

View CHDX File History



- **PDF Reports** will display a summary report that can be opened to save or print.
- **Inbound/Outbound files** will open as a .txt file that provides a more detailed view of the raw car hire records.

RAILINC CHDX Inbound Summary Report

File Name: CHIP.RAILst.zip Total Records Received: 13
 Submitting Profile ID: AAR Total Records Validated: 13
 Allowed Date: 201411 Total Records Rejected: 0
 Date Received: 2015-03-17 14:33 EDT Total Summary Records: 3
 Date Validated: 2015-03-17 14:33 EDT Total Summary Amount: \$287.35

[Download CHDX Error Code Details](#)

CHDX Submitted Total							Railinc Total		
Carrier	Car Owner	Account Type Code	TSP Code	Account Description Code	Earned Date	Summary Amount	Detail Amount	Variance	
NYLE	NS	010	31	01	201411	403.20	403.20	0.00	
NYLE	NS	400	32	07	201411	403.20	403.20	0.00	
NYLE	PDRR	010	31	01	201411	287.35	287.35	0.00	
Totals (TSP Code 31 - 32 + 38 - 39)							287.35	287.35	0.00

CHDX Submitted Total		Railinc Total	
Total	Summary Amount	Detail Amount	Variance
Total Allowance (TSP Code=31)	690.55	690.55	0.00
Total Recovery (TSP Code=32)	403.20	403.20	0.00
Total Amount (Allowance - Recovery)	287.35	287.35	0.00
Total Non-Financial Amount (Allowance - Recovery)	0.00	0.00	0.00

PDF Summary Report

CHIP AAR 1205 AAR_to_RAIL_prodTest - Notepad

```

File Edit Format View Help
GS*CR*AAR*RAIL*110225*0343*000025231*X*003020
ST*414*99010001
CTC*AAR*RAIL*1*24*31*20*12*05*20*11*01*1
CIC*RAIL*14114*T184
LX*1**
CHR*O*MR*0.123*
CYC*20*11*1*255*202410*LS
CYC*20*11*1*265*202876*NS
REF*FI*012345678901234567890123456789*Ref03 should be 80 char field 01234567890123456789*
CV*E*FP**H*5*7*8*10.1*1.01*2.02*3.03*4.04*
CIC*RAIL*15111*T054
LX*1**
CHR*O*MR*0.0001*
CYC*20*11*1*255*202410*LS
CYC*20*11*1*265*202876*NS
REF*FI*0123456789*0123456789 123456789 123456789 123456789 123456789 123456789 123456789 123456789
CV*E*FP**H*5*4*7*8*10*1*2*3*4*
CIC*RAIL*15117*T054
LX*1**
CHR*O*MR*123.456*
CYC*20*11*1*255*202410*LS
CYC*20*11*1*265*202876*NS
REF*FI*0123456789*0123456789 123456789 123456789 123456789 123456789 123456789 123456789 123456789
CV*E*FP**H*5*7*8*10*1*2*3*4*
CTC*AAR*RAIL*2*24*31*20*12*05*20*11*01*PA*
CIC*A*999999*X000
LX*1**
CV*E*FP**H*15*4*21*24*30.1*3.01*6.02*9.03*12.04*
CTC*AAR*RAIL*9*24*31*20*12*05*20*11*01*PA*
CIC*A*999999*X000
LX*1**
CV*E*FP**H*15*4*21*24*30.11*3.02*6.02*9.03*12.04*
SE*32*99010001
GE*5*000025231

GS*CR*AAR*RAIL*110225*0343*000025232*X*003020
ST*414*99010002
CTC*AAR*RAIL*0*20*31*20*12*05*20*11*01*PA*
CIC*A*999999*X000
LX*1**
CV*E*FP**H*1.04*
  
```

Inbound .txt File

View CHDX File History



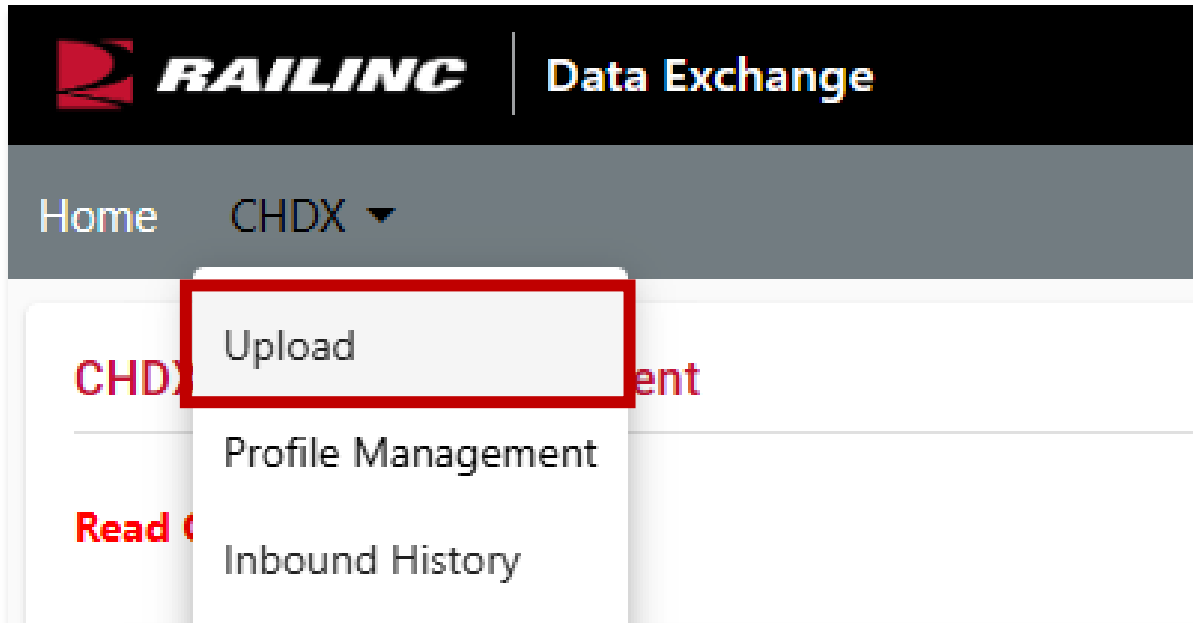
- You can send out your Outbound files through FTP if your Receiving Medium is set to “FTP” and an FTP address is provided on your Profile Management page.

Actions	Receiving Roadmark ↑	Outbound File Name
Action ▼		CHOP.2512.zip
Download PDF Report		CHOP.2511.zip
Download Outbound File		CHOP.2510.zip
FTP Outbound File		CHOP.2509.zip
Action ▼		

Upload CHDX Files



- Under the Upload tab, carriers or their agents can submit car hire data for the marks listed under the Submit For tab on their profile.



CHDX > Upload

To upload a file:

- Select Browse
- Select file in panel
- Select Upload

Notes:

- File name must contain CHIP or CHDX
- File extension must be: dat, txt or zip
- For example: CHIP.MARK.YYMM.ext

File Name: CHIP.RAIL.26.11.TXT

Choose File CHIP.RAIL.26.11.TXT

Upload

Upload CHDX Files



- Once a file has been successfully processed, the file will populate in the Inbound History tab.
- Users can see if their uploaded file was 'Accepted' or 'Rejected.'

CHDX > Inbound History

Filter by: MONTH YEAR MARK Total items: [Clear Filters](#)

Actions	Submitting Roadmark ↑	Inbound File Name	Date Received	Total Records	USD Amount	CAD Amount	Status ▾
Action ▾		CHIP.2601.dat	2026/03/04 11:58:43 EST	0	\$0.00	\$0.00	Accepted
Action ▾		CHIP.2510.dat	2025/12/04 21:01:28 EST	0	\$0.00	\$0.00	Rejected

Upload CHDX Files



- If the uploaded file gets rejected, users can download the PDF Summary report for their rejected file.
- If a file has any critical errors, error codes will be listed toward the bottom of the report. A list of codes are available for reference in CHDX's Help tab.
- CHDX will not accept any files until all critical errors are resolved.

The following critical error(s) occurred that resulted in the file being rejected. Only the first 1000 records are listed for each error code.

EDI CV Line number	Error code(s)	EDI Data
13	CTC01B	CTC* [REDACTED]
21	CTC01B	CTC* [REDACTED]

The following non-critical warning(s) occurred. Only the first 1000 records are listed for each warning code.

EDI CV Line number	Warning code(s)	EDI Data
9189	CHR03	--

Upload CHDX Files



- Any files submitted after 5pm (ET) on the “Date In” day may not be included in the production run.
- If you expect any delays with your file submission, please email csc@railinc.com

2026 CHDX Schedule

Month	Date In	Production Date	Date Out	RCH Report Availability	RCH Funds Transfer Date
January	12	13	14	15	23
February	11	12	13	16	24
March	11	12	13	16	24
April	13	14	15	16	24
May	11	12	13	14	22
June	11	12	15	16	25
July	13	14	15	16	24
August	11	12	13	14	24
September	11	14	15	16	24
October	13	14	15	16	26
November	12	13	16	17	24
December	11	14	15	16	23

Support Documents



- Under the Help tab, helpful links to the [CHDX User Guide](#), CHDX Error & Warning Codes Guide, and CHDX Summary Report Field Definitions Guide are provided.

A screenshot of the RAILINC Data Exchange website's Help page. The page has a dark header with the RAILINC logo and 'Data Exchange' text. Below the header is a navigation bar with 'Home' and 'CHDX' (with a dropdown arrow). The main content area is titled 'Help' and contains three sections of text, each with a bulleted list of steps and a blue hyperlink to download a guide. The first section describes the CHDX user guide, the second describes the error/warning codes guide, and the third describes the summary report field definitions guide.

RAILINC | Data Exchange

Home CHDX ▾

Help

The following user guide will demonstrate the functionality of the Car Hire Data Exchange (CHDX). The guide will walk the user through the following steps:

- Uploading a .txt, .dat, or .zip file
- Browsing inbound and outbound historical data

[Download the CHDX User Guide](#)

The following Error/Warning codes guide will contain the error and warning codes that may occur when invalid data is submitted to the CHDX application.

[Download the CHDX Error & Warning Codes Guide](#)

The following Summary Report field guide defines fields on the CHDX Summary Report, including calculations.

[Download the CHDX Summary Report Field Definitions Guide](#)

Questions?

Negative Payables



- Car hire is calculated by the Equipment User (Carrier) and reported to the Car Owner. These reports typically come as a payable to the Equipment User and a receivable to the Car Owner.
- Negative Payables occur when deductions on car hire reports exceed receivable payments to the Car Owner.
- Negative Payables was added to the CHDX settlement process due to concerns that Car Owners may be obligated to pay substantial funds to the Railroad Clearing House (RCH) as a result of an erroneous entry by an Equipment User.

Thresholds




- To ensure negative payables over a set amount do not go through to RCH, Car Owners can set up a threshold.
- By default, Car Owners with no set thresholds will have all their negative payables rejected.
- If a threshold is set, only negative payables that do not exceed the set amount will go through to RCH for settlement.
 - Example:

A Car Owner knows Carrier A will submit a negative payable record of \$300 and wants the settlement to go through. As long as the Car Owner sets their threshold to be higher than \$300, the record will go through.

Accessing the Application



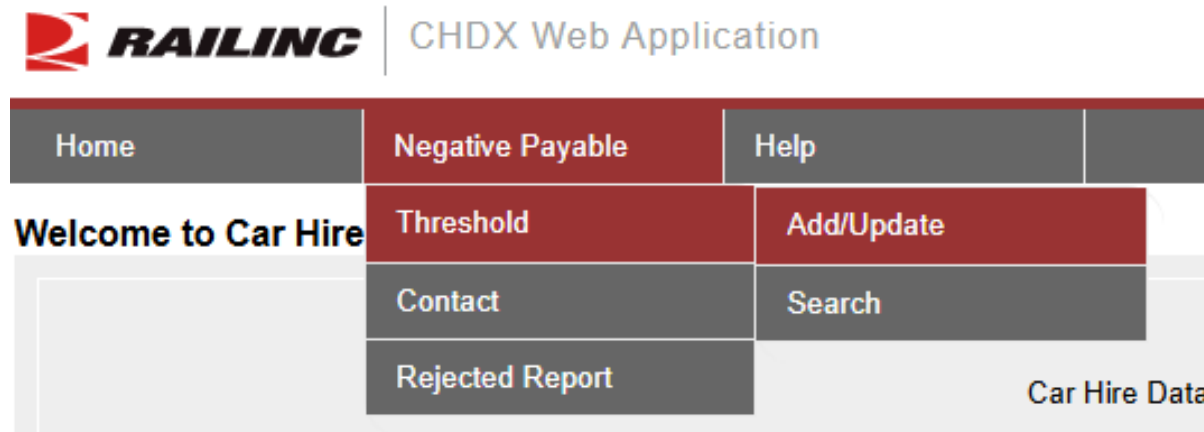
- With the CHDX Negative Payable Web User role, you can access the Car Hire Negative Payable application via the Launch Pad, under the My Applications section.



Thresholds



- Under the Threshold tab, you have the option to manage or search your thresholds.
- To manage thresholds, select Add/Update.
- To view your thresholds, select Search.



Thresholds: Add/Update



- On the Threshold Information page, you can update your Global Threshold. You will need to fill out the required fields:
 - **Fund Type:** Currency used to settle negative payable obligations. Fund type defaults to USD.
 - **Car Mark Owner (SCAC):** Car owner establishing negative payable threshold.
 - **Global Threshold:** limits that will be applied to all Equipment Users except for those listed under the Exceptions table.
- Once the required fields are filled out click Save.

Threshold Information

Global			
*Application:	CHDX	*Fund Type:	USD ▾
*Car Mark Owner(SCAC):	AARE ▾	*Global Threshold:	0.00
Last Updated By:		*Global Limit will be applied to all carriers except those noted below:	
TEST		Last Updated At:	03-27-2026 10:32:11 EDT

Thresholds: Add/Update



- Exception Thresholds only apply to the specified road. All active exceptions will be displayed under the Exceptions table.
- To add an exception, click the Add button and enter the necessary details.
- To delete an existing exception, select the exception record you want to delete and click the Delete button.
- To save any changes, click the Save button.

Exceptions

<input type="checkbox"/>		SCAC	Threshold Amount	Status	Effective Date	Expiration Date
<input type="checkbox"/>	<input type="checkbox"/>	RAIL	.01	Active	04-11-2026 (MM-DD-YYYY)	12-10-9999 (MM-DD-YYYY)
<input type="checkbox"/>	<input type="checkbox"/>				04-11-2026 (MM-DD-YYYY)	12-10-9999 (MM-DD-YYYY)

Exceptions:

Thresholds: Add/Update



- Changes to the Negative Payable table need to be made before 2:00 p.m. (ET) on the 11th day of the month.
- Edits made after the deadline will not be used in the current month's settlement and will be effective the next month.

Exceptions

<input type="checkbox"/>		SCAC	Threshold Amount	Status	Effective Date	Expiration Date
<input type="checkbox"/>	✘	RAIL	.01	Active	04-11-2026 (MM-DD-YYYY)	12-10-9999 (MM-DD-YYYY)
<input type="checkbox"/>	✘				04-11-2026 (MM-DD-YYYY)	12-10-9999 (MM-DD-YYYY)

Exceptions:

Thresholds: Search



- Under the Search tab, Car Owners can view the full history of their thresholds.
- Users can edit their search criteria by selecting the Car Mark Owner (SCAC) and Fund Type.
- The current Global Threshold will always be listed first with an Active status.
- For Exception Thresholds, active thresholds will be highlighted in yellow and list with an Active status as well.

Search Threshold

*Car Mark Owner(SCAC): *Fund Type:

Global

SCAC	Fund Type	Global Amount	Status	Updated By	Updated Date	Updated Time
RAIL	USD	2,275,991.00	Active		10-09-2018	09:00:18
RAIL	USD		Updated		10-09-2018	08:59:52
RAIL	USD	99,999.12	Updated		10-09-2018	08:59:14
RAIL	USD	207,367.00	Updated		10-08-2018	15:57:11
RAIL	USD		Updated		10-08-2018	15:56:43
RAIL	USD	99,999.12	Updated		10-08-2018	15:56:02
RAIL	USD	4,332,996.00	Updated		10-08-2018	14:24:48
RAIL	USD		Updated		10-08-2018	14:24:19
RAIL	USD	99,999.12	Updated		10-08-2018	14:23:39
RAIL	USD		Updated		06-18-2018	09:00:28
RAIL	USD	10.00	Updated		05-23-2018	15:13:40
RAIL	USD	1,000.00	Updated		08-06-2015	10:25:36

Exceptions

SCAC	Threshold	Effective Begin Date	Effective End Date	Status	Updated By	Updated Date	Updated Time
AA	900.00	12-11-2015	12-10-9999	Expired		05-23-2018	15:13:40
AAR	1.00	08-11-2015	12-10-9999	Expired		07-16-2015	16:34:08
AAR	1.00	08-11-2015	12-10-9999	Expired		07-16-2015	16:33:26
BNSF	7,797,620.00	10-11-2020	10-10-2021	Expired		10-09-2018	09:04:29
BNSF	1,500,000.00	09-11-2019	05-10-2021	Inactive		10-09-2018	09:01:37
BNSF	1,315,956.00	10-11-2020	10-10-2021	Expired		10-09-2018	09:01:12
BNSF	1,500,000.00	09-11-2019	05-10-2021	Inactive		10-08-2018	16:00:00
BNSF	4,010,280.00	10-11-2020	10-10-2021	Expired		10-08-2018	14:30:49
BNSF	1,500,000.00	09-11-2019	05-10-2021	Inactive		10-08-2018	14:27:45
BNSF	1,000.00	09-11-2008	12-10-9999	Expired		08-27-2008	21:21:35
BNSF	20,000.00	09-11-2008	12-10-9999	Expired		08-27-2008	21:15:21
BNSF	2,000.00	06-11-2008	12-10-9999	Expired		05-27-2008	16:55:10
CIND	500.00	12-11-2015	12-10-9999	Expired		10-08-2018	14:21:52

Contacts



- When a Negative Payable gets rejected, the Car Owner and Equipment User contacts listed in the Negative Payable application will be notified via email.

From: dx@railinc.com <dx@railinc.com>

Sent: Friday, March 13, 2026 12:14 PM

To: Customer Support Center <csc@railinc.com>

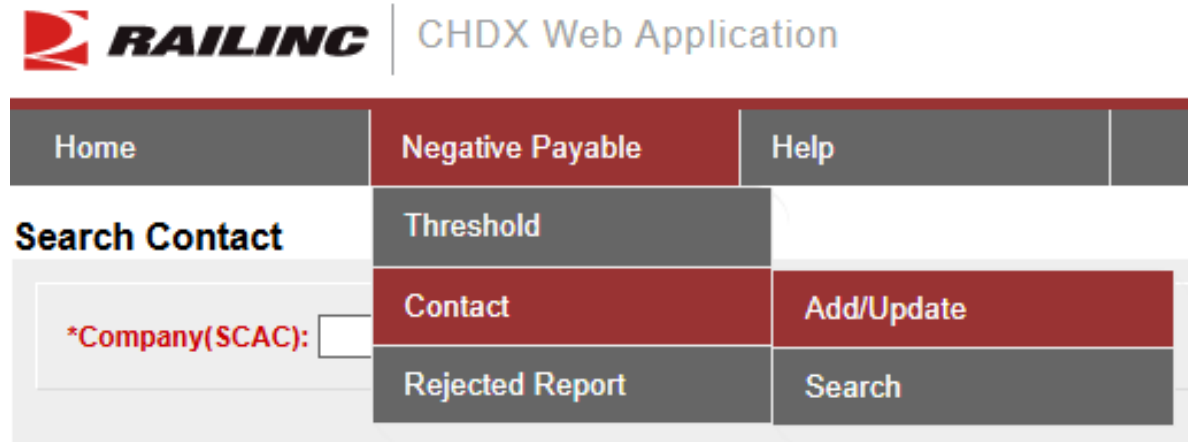
Subject: Report Rejected Due to Negative Payable Limits - Car Mark Owner RAIL Equipment User AARE

Following report is rejected due to negative payable threshold limits Car Mark Owner/Agent: RAIL Equipment User : AARE Fund type : USD Allowed
Month : 01 Allowed Year : 2026 Amount : -100.00

Contacts



- Under the Contact tab, you have the option to manage or search contacts.
- To manage contacts, select Add/Update.
- To view contacts, select Search.



Contacts: Add/Update



- On the Contact Information page, you can update your Primary and Secondary contacts. You will need to fill out the required fields:
 - **Company (SCAC):** The mark of the car owner updating the contacts.
 - Primary Contact fields: Name, email and phone number of the primary contact.
 - Company Address fields: Company address, name, city, state, county, and zip code.

Contact Information

Primary			
*Application:	CHDX		
*Company(SCAC):	RAIL	Company Name:	CAR HIRE COMPANY INC
Company Address:	11000 WESTON PARKWAY	City:	CARY
State:	NC	Country:	USA
Zip:	27513		
*Primary Contact Name:	JOHN SMITH	*Address:	7001 WESTON PARKWAY
*City:	CARY	*State:	NC
*Country:	USA	*Zip:	27513
*Phone:	877-7245462	*Email:	JOHN.SMITH@EXAMPLE.COM
Last Updated By:	BSSXM03	Last Updated At:	04-22-2024 10:46:07

Contacts: Add/Update



- Secondary contacts will be listed in the table below the primary contact information.
- To add a contact, click the Add button and enter the necessary details.
- To delete an existing contact, select the contact you want to delete and click the Delete button.
- To edit an existing contact, you can click on the contact fields to edit.

Secondary

<input type="checkbox"/>	Contact Name	Phone	Email Address	Send Email
<input type="checkbox"/>	<input type="text" value="JILL DOE"/>	<input type="text" value="877-724-5462"/>	<input type="text" value="JILL.DOE@EXAMPLE.COM"/>	<input type="button" value="Y"/>
<input type="checkbox"/>	<input type="text" value="SCOTT EXAMPLE"/>	<input type="text" value="877-724-5462"/>	<input type="text" value="SCOTT.EXAMPLE@EXAMPLE.COM"/>	<input type="button" value="N"/>

SecondaryContacts:

Contacts: Search



- Under the Search tab, Car Owners search for the current negative payable contacts for other Car Owners or Carriers.
- Users need to type in a Company (SCAC) and click Search. Results will populate below.

Search Contact

*Company(SCAC):

Primary

Application:	CHDX	Company Name:	RAILINC
Company(SCAC):	RAIL	City:	CARY
Company Address:	WESTON PARKWAY	Country:	USA
State:	NC		
Zip:		Address:	WESTON PARKWAY
Primary Contact Name:		State:	NC
City:	CARY	Zip:	27513
Country:	USA	Email:	
Phone:		Last Updated At:	04-22-2024 10:46:07
Last Updated By:			

Secondary

Contact Name	Phone	Email Address	Send Email
	919-	@RAILINC.COM	Y

Rejected Report



- As a result of a negative payable report rejection, carriers must resolve the negative payable amount through negotiations with their partners. After consensus, negative payable amounts may be resolved through bill and voucher or special handling and subsequent car hire reports.
- Users will need to input their Car Mark Owner (SCAC), the Equipment User (SCAC), Allowed Date and select a Fund Type before clicking Submit.

Rejected Report


Filter

Car Mark Owner(SCAC):	<input type="text"/>	Equipment User(SCAC):	<input type="text"/>
*Allowed Month/Year:	January ▼ 2025 ▼	Fund Type:	<input type="text"/>

Support Documents



- To access our [Car Hire Negative Payables User Guide](#) you can click on the Help tab at the top of the Negative Payables application.



Helpful Links



- [CHDX User Guide](#)
- [Car Hire Negative Payables User Guide](#)
- [Car Hire Product Page](#)
- [CHDX Schedule](#)
- [Railinc Price List](#)

Upcoming Product Enhancements



- Enhance car hire visibility.
 - Introduce a dashboard for users to view their record counts.
 - Improve Inbound/Outbound summary reports.
- Migrate CHDX and Negative Payables processes into one application.
 - Streamline workflow between CHDX applications.
 - Increase work efficiency for the data exchange.

Customer Satisfaction Survey

- CHDX Product Survey
 - May 18 - June 1



Car Hire Data Exchange Product
Satisfaction Survey 2026



Railinc Keeps You Moving.

Tiffany Dinh

Phone: 877-RAILINC

Email: CSC@railinc.com

