

Introduction to Embargo Webinar

Presenter: Emily Craft

November 2023

General Announcements



- Webinar Reminders
 - Attendees will be muted to reduce background noise.
 - Submit any questions you have via the Q&A box.
 - A copy of these slides will be sent out tomorrow.
 - The presentation is expected to last 30 minutes.
- Please complete the short survey at the end of presentation.

Agenda



- Embargo & OPSL Note Definitions
- Application Access and Roles
- Profile Dashboard
- Subscriptions
- Permits
- Industry Standards & TD-1 Circular
- Issuing an Embargo
- 824, Hold Notifications, and All Clear Notifications
- Questions

Embargo & OPSL Notes Definitions



Embargo



- An Embargo is a temporary method of controlling or restricting traffic movements related to congestion, physical impairments (such as track or bridge damage) or dangerous weather.
- The AAR Embargo/OPSL Notes and Permit System allows railroads to issue, amend and cancel Embargoes and OPSL Notes in an electronic format.
- It allows a user with assigned permissions to grant a permit(s) for specific shipments to proceed to an embargoed location.
- The database also allows a user to search Embargoes by their number or attributes (i.e., location, date, etc.).

OPSL Note



- An OPSL Note is a permanent method of identifying stations that require long-term controlled traffic movement (operation issues, clearance, weight, capacity, damage, etc.).
- These are issued for problems that will not be resolved within one year.
- OPSL Note numbers are ***not*** generated by the system and must be manually assigned by Railinc.

Level 4 Embargoes



- A Level 4 Embargo can ONLY be approved by Railinc after they have been in direct phone contact with the AAR Operations Center.
- The 'Cause/Detail' for a Level 4 Embargo is pre-filled with the following verbiage: "In consultation with the Department of Homeland Security, an emergency exists that could cause interference with railroad operations."
- Typically, a Level 4 Embargo affects traffic movement for TIH/PIH commodities (toxic inhalation/poison inhalation hazardous commodities). Only Railinc will issue a Level 4 Embargo at the direction of the AAR. All Level 4 Embargoes are issued by the AAR.

Access and Roles



Roles Within the Embargo Application



External Public Search Page

- embargo.railinc.com
- Search and view all Embargoes and OPSL Notes
- View Embargo and permit officers
- View user guide, 824 error codes, and frequently asked questions (FAQ)

Party to The Waybill

- Search and view all Embargoes and OPSL Notes
- Request, view and edit own permit requests
- View Embargo and permit officers
- Subscribe to Embargo and tariff note notifications

Roles Within the Embargo Application



Embargo/OPSL Note Officers

- Request and maintain non-level 4 Embargoes on behalf of his/her road
- Issue, amend, cancel, reissue, clone, export and print Embargo/OPSL Notes
- View audit log and journal for Embargo/OPSL Notes

Embargo/OPSL Note Permit Officers

- Issue, cancel, and approve or reject Embargo/OPSL Notes permits
- View audit log and journal for Embargo/OPSL Notes permits

Requesting Access to the Embargo Application

RAILINC

Launch Pad

Andrew KillmerRAILINC CORPORATION | Sign Out

Home

My Applications

AAR Embargo/OPSL Permit System

ASKRAILUM

Clear Path System

FindUs.Rail

IRF Product Sub (Commit. Site)

ISM DRAT

Railinc Notifications

Umler Notification

Sep 3, 2020

▼

Introduction to Umler Webinar - Reminder

Aug 12, 2020

▼

Umler Release Update

Aug 6, 2020

▼

Umler Release Notification

Aug 5, 2020

▼

Introduction to Umler Webinar Scheduled for Aug. 18 and 20 — Sign Up Today

▼

LOA Update: Fee Acknowledgement

Jul 24, 2020

▼

Umler@ Release Notification

Jun 18, 2020

▼

My Profile

Edit My Profile

Change Password

View/Request Permissions

Check Status of Permission Requests

Support Cases

User Guide

AAR Embargo/OPSL Permit System

AAR Embargo/OPSL Notes and Permit System allows a railroad to issue, amend and cancel an embargo or OPSL Note. It allows to search by Embargo or OPSL Note Number and attributes like Commodities (STCC), State/Province, Stations (FSAC), locations etc.

Request

Requesting Access to the Embargo Application

☐ Embargo Officer - Non Level 4 ([MARK required](#))

Embargo officer who can issue an Embargo on behalf of his/her road.

☐ Embargo Party to the Waybill

Waybill Shipper, consignee or care of party who need to request permits.

☐ Embargo Permit Officer-NonLvl4 ([MARK required](#))

Permit Officer of a road who can issue permits on behalf of his/her road.

☐ OPSL Note Officer ([MARK required](#))

Same as the role Road Embargo Issuer. Issue (request for) OPSL note on behalf of his/her road; Maintain a list of contact persons, who would be notified when a OPSL note is issued.

☐ OPSL Note Permit Officer ([MARK required](#))

Same as Railroad Permit Officer role. Accept/reject/cancel permit requests for authorized road; Cancel permits for authorized road; Create/import/export Non-Level 4 Permits for authorized road; View Level 4/Non-Level 4 permits for authorized road.

Profile Dashboard



Creating Profiles



- Users with Embargo Party to the Waybill role have access to the Dashboard menu item.
- From the Embargo Profile Dashboard, select the Create Profile button. The Create Embargo Profile page will be displayed.

The screenshot shows the 'Embargo Profile Dashboard' interface. At the top, there's a header with the title 'Embargo Profile Dashboard' and a sub-header 'Embargoes that are highlighted in yellow are AAR Security Level 4 Embargoes.' Below this, there's a navigation bar with a dropdown menu labeled 'Embargo Profile' and several buttons: 'Edit/Delete Profile', 'Create Profile' (highlighted with a blue arrow), 'Create Notification', 'Number of Embargo(es): 0', 'Clear Filters', 'Refresh', and a download icon. Below the navigation bar is a table with columns: 'Issuing Road', 'Embargo No', 'Customer Name/Waybil...', 'Allow Per...', 'Cause', 'Commodity', 'Origin', 'Destination', and 'State/Prov...'. The table is currently empty, displaying the message 'No matching Embargoes.' at the bottom. At the very bottom of the dashboard, there's a 'Return' button.

Creating Profiles, cont.



Create Embargo Profile

Embargo Profile Name *

Exclude Target All results for criteria:

☐ Mark as Default Profile

- ☐ Commodity
- ☐ Waybill Parties
- ☐ Umler Equipment
- ☐ Geography

Commodity:

Customer Name/Waybill Party:

UMLER Equipment Type Code:

☒ All Equipment Type Codes

☐ Select Equipment Type Codes

☐ Equipment Type Groups

Geography:

☒ All Stations and States

☐ Station

☐ State/Province

☐ Interchange

Cancel

Save


Creating Profiles, cont.



- Users can create multiple different dashboards. There is a dropdown menu to toggle between the dashboards.

Embargo Profile Dashboard

Embargoes that are highlighted in yellow are AAR Security Level 4 Embargoes.



Embargo Profile
Emily's Dashboard ▼

Edit/Delete Profile

Create Profile

Create Notification

Number of Embargo(es): 231

Clear Filters

Refresh

Download

Issuing Road	Embargo No	Customer Name/Waybil...	Allow Per...	Cause	Commodity	Origin	Destination	State/Provi...
AKMD	AKMDAF1280	Excluding 0900780510000, +	YES	Weight restrictions	All	Any	AKMD-05260,A...	AR
AN	ANAG0448	All	NO	Other - specify	All	Any	AN-10000,AN-1...	FL
AO	AO000122	All	NO	Track Conditions	All	AO-70540	Any	WV
AO	AO000219	All	NO	Other - specify	All	AO-70539,AO-7...	Any	WV
AO	AOAO2505	All	NO	Other - specify	All	AO-78420,AO-7...	Any	WV
ARR	ARR000123	All	YES	Congestions/Accumulation	All	Any	ARR-00001	WA
AWRR	AWRR000121	0186557770000	YES	Congestions/Accumulation	All	Any, +	BNSF-39490, +	TX, +
BNSF	BNSFAR4014	All	NO	Weight restrictions	All	BNSF-38775,BN...	Any, +	CA, +
BNSF	BNSFAQ4137	All	NO	Regulatory Hold	All	Any	Any	Any

1 to 100 of 231 |< < Page 1 of 3 > >|

Editing/Deleting Profiles



Embargoes that are highlighted in yellow are AAR Security Level 4 Embargoes.

Embargo Profile
NS Tanks in Cary ▼

Edit/Delete Profile

Create Profile

Create Notification

Number of Embargo(es): 19

✕ Clear Filters

Refresh

Download

Geography:

☒ All Stations and States

☐ Station

☐ State/Province

☐ Interchange

Cancel

Delete

Save

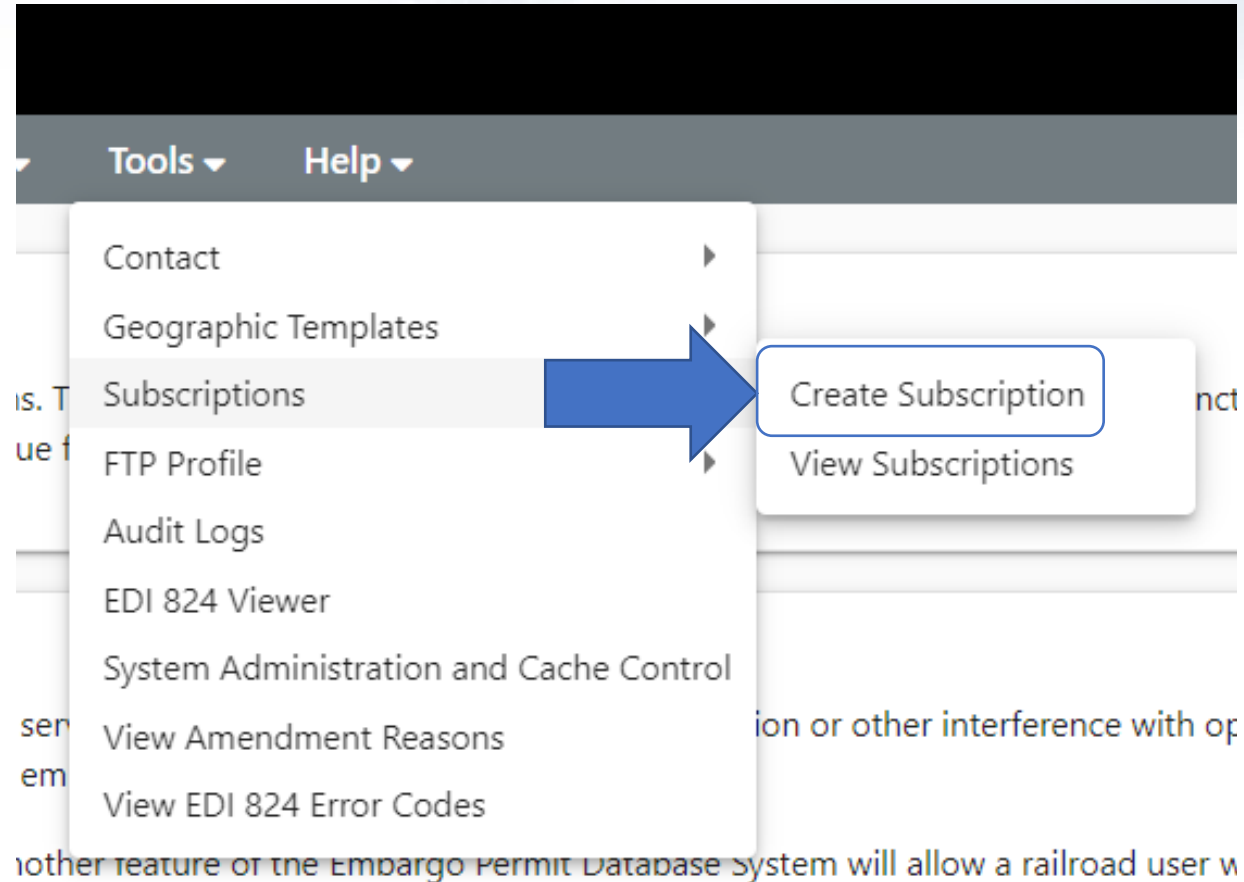
Embargo Subscriptions



Creating a Subscription

Subscribers to the AAR Embargo and Permit System can select to receive email notifications based on a number of criteria if an Embargo and/or an OPSL Note is:

- Created
- Approved
- Cancelled
- Expired



Creating a Subscription, cont.



Select Subscription Type for Create

Subscription for:

☐ another registered user _____

☐ contacts/agencies associated with roadmark _____

☒ yourself

Continue

Description *

Delivery Type:

Email

To:

CC (Use comma to separate
distinct email addresses):

Subscribe To:

☒ Embargo ☐ OPSL Note ☐ Both

Notify on All
Conditions:

☐

Embargoes:

☐ AAR Security Level 4 Only ☒ Non-AAR Security Level 4 Only ☐ Both

Permits:

☐ Permits Allowed Only ☐ Permits Not Allowed Only ☒ Both

Events to Notify:

☐ Approved ☐ Cancelled ☐ Amended ☐ Expired ☐ All

Delivery Format:

Formatted Text

Creating a Subscription, cont.



- If limiting to select criteria, there are search tools you can use for assistance:

Issuing Road

☒ Subscribe for all roadmarks ☐ Subscribe for Select roadmarks

Commodity

☒ Embargo All Commodities ☐ Embargo Select Commodities

Cause

☒ Subscribe for all causes ☐ Subscribe for Select causes

Geography

☒ Subscribe for All Locations ☐ Subscribe for Select Locations

Equipment

☒ Subscribe for All Umler Equipment Types ☐ Subscribe for Select Umler Equipment Types

Clearance Code: Total Weight on Rail: lbs.

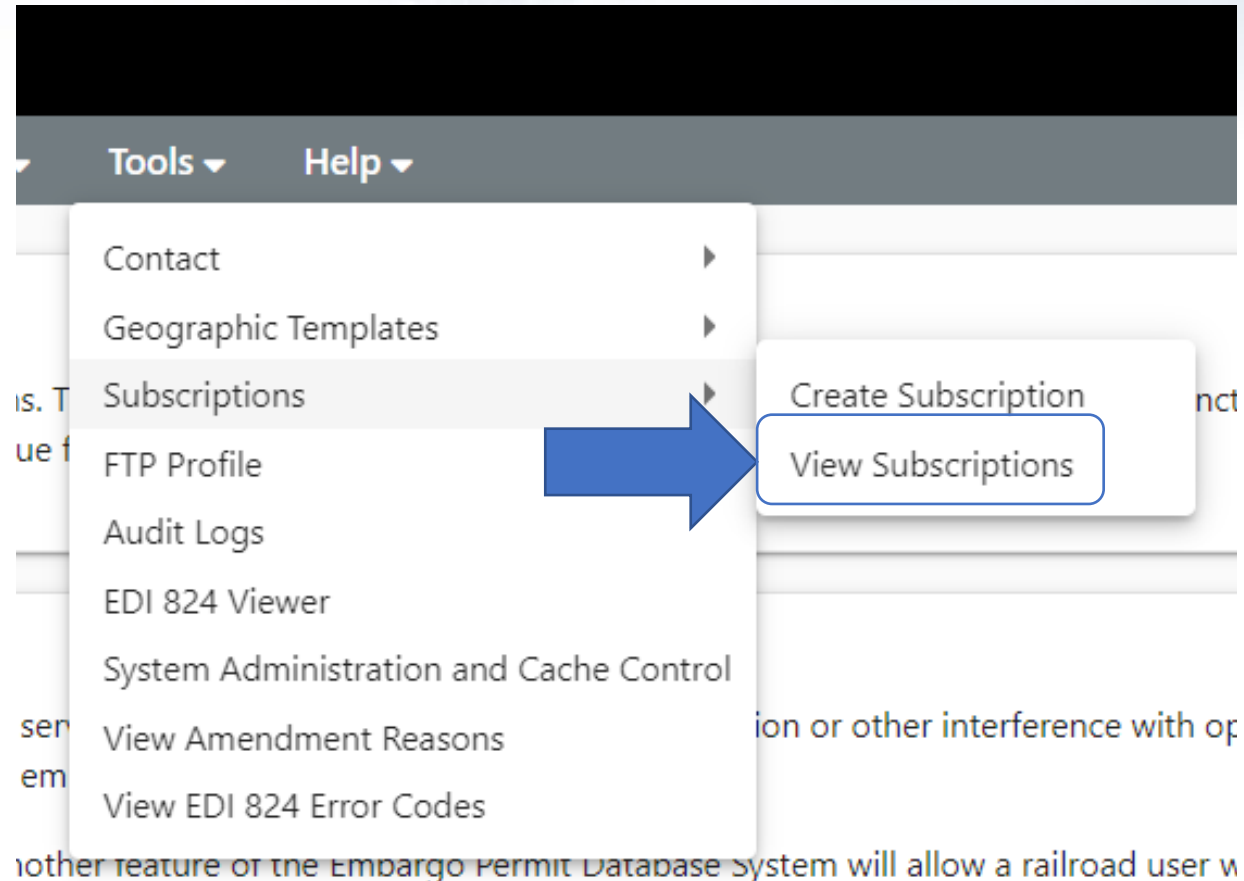
Waybill Parties

☒ Embargo on All Patrons ☐ Embargo on Select Patrons

Viewing and Editing Subscriptions



- Subscriptions are effective for one year. Subscribers will receive an email reminder one week prior to the subscription expiration date for a chance to renew it.
- When viewing an effective/active subscription, the subscription can be edited, renewed or cancelled.



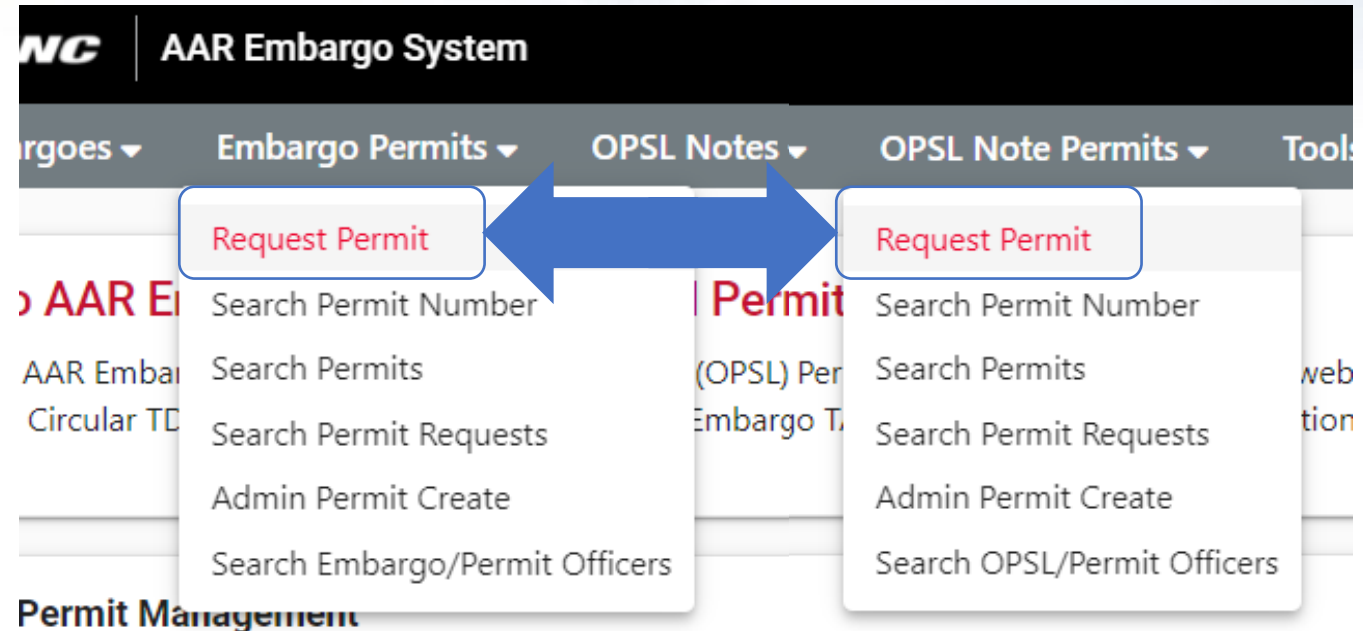
Permits



What is a Permit?



- Embargoes and OPSL Notes may contain a provision for a permit to provide a controlled movement of traffic to an embargoed destination.



temporary method of controlling traffic movements when in the judgment of the serving rail contain a provision for a permit to provide a controlled movement of traffic to an embargoed

Requesting a Permit



Create Permit Request

Instructions: After submission of your request, for issues with permits/ obtaining permit numbers, please contact the permit officer(s) for the issuing road. To access a listing of railroad permit officers, please select Permits drop down and choose Search Officers option.

Permit(s) for Embargo *

Status: New Requester ID: BSAXK03

Requester Contact: [REDACTED] RAILINC CORPORATION [REDACTED] (Please ensure your email address is correct, if not, update it first in SSO and then re-try operation)

Priority * Medium Number of Permits Needed * 1

Reason *

Permit Start Date 10-26-2020 Permit End Date 11-09-2020

In most cases, the Permit Start Date should be the same as the Waybill Date

Shipper CIF Consignee CIF

Origin FSAC Destination FSAC

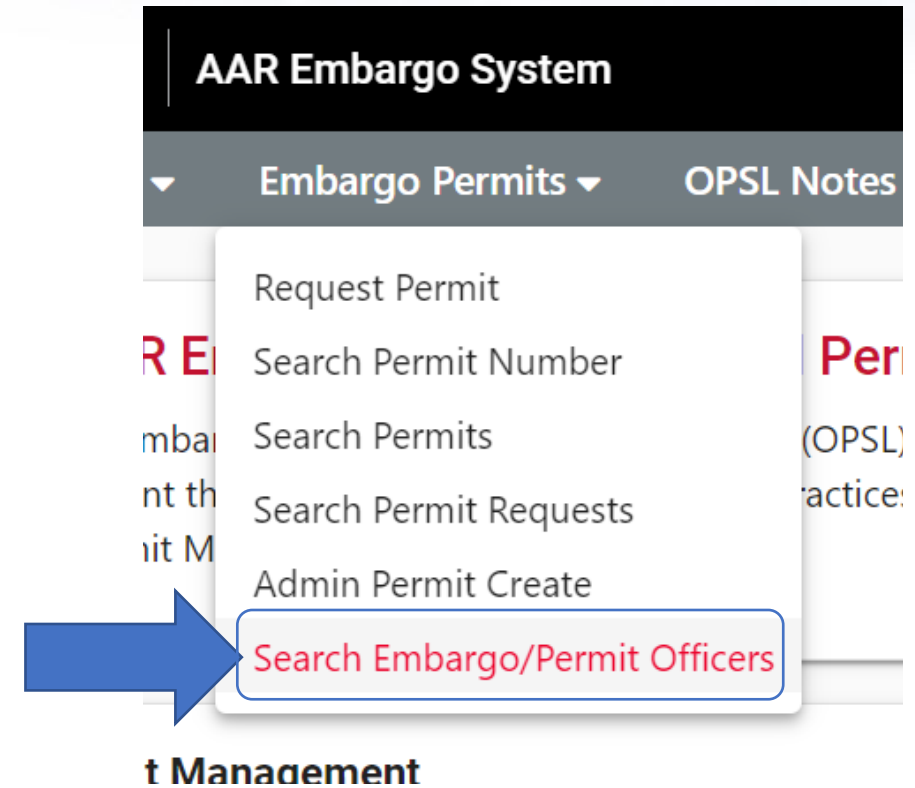
Road Mark FSAC Road Mark FSAC

Free Form Commodity *

Requesting Permits Approval



- Once you have requested a permit, it is up to the permit officer from the railroad who issued the Embargo to approve.
- You can search for the permit officer(s) for a road by utilizing the search tab.
- Permit officers will use the 'Search Permit' menu option to find and review the permit requests before approving/rejecting them.



Questions?



Industry Standards & TD-1 Circular



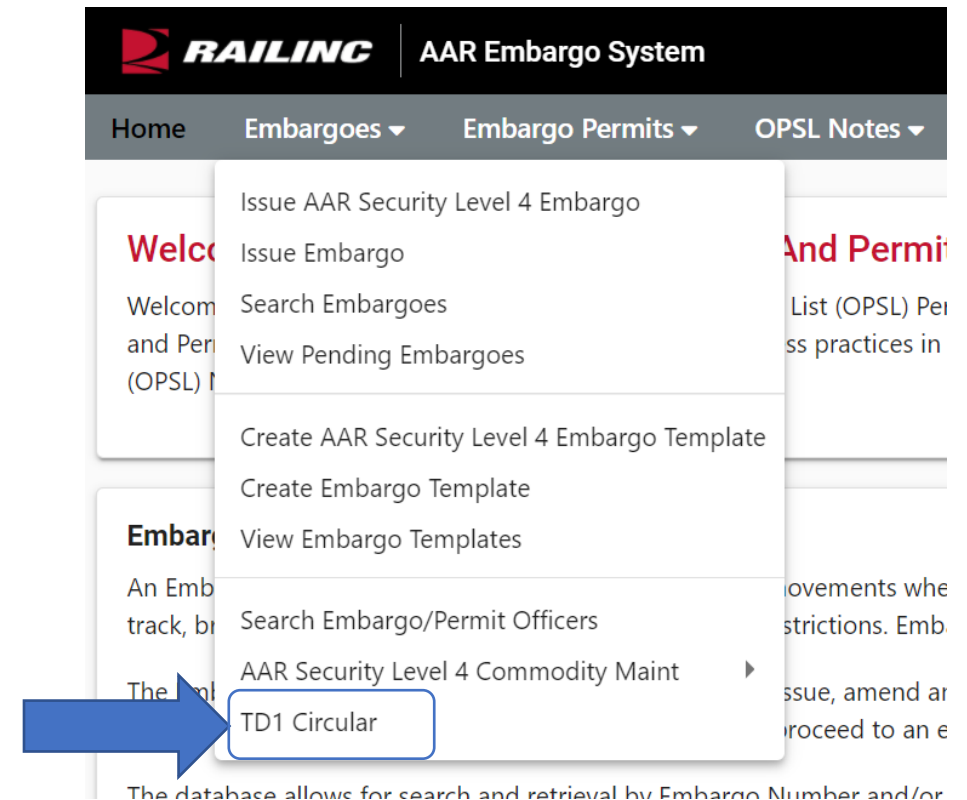
Revised TD-1 Circular



ASSOCIATION OF AMERICAN RAILROADS

In Effect as of January 1, 2021

TO: Transportation Officers –
All Railroads The following instructions
shall govern the placing and handling of
Embargoes: [The AAR TD-1 Circular](#)



Revised TD-1 Circular, cont.



An Embargo is a method of controlling traffic movements when, in the judgement of the serving railroad, an actual or threatened physical or operational impairment, of a temporary nature, warrants restrictions against such movements.

For the purpose of this Circular, "Traffic" is defined as loaded and revenue empty freight cars, trailers and/or containers. In the case of disasters the definition of "Traffic" can be expanded to include embargo of empty freight cars. Empty equipment may be embargoed only in the case of a disaster in which damage or destruction of railroad facilities such as bridge fires, accidents, or the imminent occurrence of such a Physical Impairment (e.g., approaching hurricane, rising floodwaters). This shall include carrier and privately owned or leased freight cars, trailers and/or containers.

Revised TD-1 Circular, cont.



II. The TD-1 Circular advises against issuing Embargoes for the following circumstances:

- As a permanent measure to control traffic.
- At the request of a consignee.
- Against acceptance of Traffic on specified days.
- Limiting the amount of Traffic to be accepted daily or periodically.
- As a commercial measure to control the routing of Traffic to or via any particular gateway, railroad or destination which is not related to the existence of the impairment.

Revised TD-1 Circular, cont.



II. The TD-1 Circular advises against issuing Embargoes for the following circumstances:

- De-market traffic.
- Restrict business growth.
- Enforce terms of a contract or interchange agreement between railroads.
- Against a consignor or consignee for failure to pay freight charges and/or demurrage.
- Against Traffic consigned to the United States Government, its authorized agents or officers, except when the Physical or Operational impairment prevents movement of such Traffic.

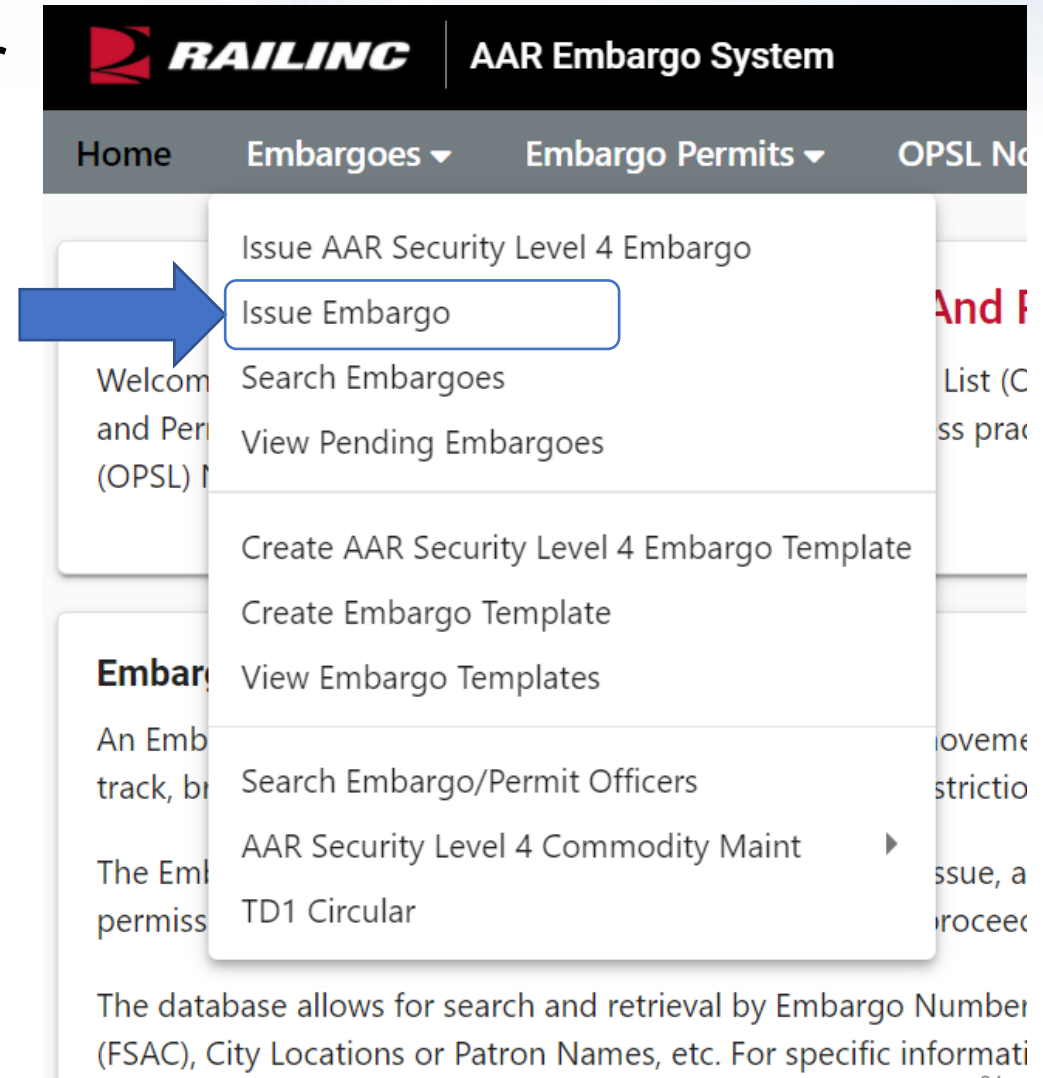
Issuing an Embargo or OPSL Note



Issuing an Embargo or OPSL Note



- The available options for an Embargo or OPSL Note are nearly identical.
- Only an Embargo officer or OPSL Note officer can issue an Embargo or OSPL Note.



Issuing an Embargo



General Embargo Information

Embargo No:

☐ Op Station Notice

Status: New

Effective Date: 10-30-2022

Issuing Road *

☐ Effective Immediately

Request Date
10-27-2022

Expiration Date
10-27-2023

Allow Permits
- Choose Yes/No -

☒ Allow Admin Issued Permits

Bypass Local Waybills
- Choose Yes/No -

☐ Include Empty Revenue Cars

☐ Include All Empty Cars

(Only for causes of Weather Conditions, Derailment, Bridge Out of Service, Catastrophic Event, Spontaneous Labor Action, Civil Activism, or Congestion/Accumulation.)

Participating Roads

Notes to Participating Roads

☐ Min Car Allowed

☐ Max Car Allowed

Issuing an Embargo, cont.



Commodity

☒ Target Select Commodities

☐ Target All Commodities

Include These Commodities

Cause

Cause *

- Choose a Cause -

Cause Detail

Commodity Lookup

• Minimum characters required for STCC is 2

• Minimum characters required for Commodity (Description) is 3

• Commodity (Description) matches are exact. Use * wildcard when uncertain.

• Examples: STCC- 011*, *011* Commodity (Description)-Coal*,*Coal*

STCC

coal*

Include Hazmat?

Yes

Clear

Search

Number of Commodities: 65

Clear Filters

<input type="checkbox"/> Select All	STCC	Description
<input type="checkbox"/>	1121211	COAL, BITUMINOUS FOR PUL- VERIZED OR GRANULAR IN- JECTION INTO A BLAST FURNACE
<input type="checkbox"/>	1121212	COAL, BITUMINOUS FOR THE PRODUCTION OF DIRECT RE- DUCED IRON (DRI) OR HOT BRIQUETTE IRON (HBI)
<input type="checkbox"/>	2814119	COAL BRIQUETTE BINDER

Issuing an Embargo, cont.



Geography

- (To just embargo all traffic in and out of one station, enter station in **FROM** box and Select **Bi-Directional** checkbox)
- (When issuing an Embargo or OPSL Note and Target All Locations option is chosen then the interchange pairs in the template will be suppressed and not used.)

☒ Include These Locations ☐ Target All Locations

Origin

FSAC



Destination

☐ Bi-Directional

FSAC



☐ Exclude These Locations

Origin

FSAC



Destination

☐ Bi-Directional

FSAC



☒ Include These Interchanges ☐ Target All Interchanges

OR



Choose a Geography Template.

FSRR
GREAT RIVER RAILROAD
Greenville Branch Ayer MA
Hurricane
Hurricane Gustav

View Details

✓ Apply

[\[Create Geography Template\]](#)

Issuing an Embargo, cont.



Equipment

- ☐ Target Select UMLER Equipment Types ☐ Target All UMLER Equipment Types ☒ Target Select UMLER Equipment Type Groups
- ☐ Target Select UMLER Field/Status

Include These Umler Equipment Type Groups

- | | | | | |
|--|--|---|---|--|
| <input type="checkbox"/> A - Equipped Box Cars | <input type="checkbox"/> F - Flats | <input type="checkbox"/> K - Equipped Hoppers | <input type="checkbox"/> R - Refrigerator/RBL's | <input type="checkbox"/> V - Automobile Multi-levels |
| <input type="checkbox"/> B - Unequipped Box Cars | <input type="checkbox"/> G - Unequipped Gondolas | <input type="checkbox"/> L - Special Types | <input type="checkbox"/> S - Stack Intermodal Flats | <input type="checkbox"/> Z - Intermodal Trailers |
| <input type="checkbox"/> C - Covered Hoppers | <input type="checkbox"/> H - Unequipped Hoppers | <input type="checkbox"/> P - Conventional Intermodal Flats | <input type="checkbox"/> T - Tanks | |
| <input type="checkbox"/> E - Equipped Gondolas | <input type="checkbox"/> J - Gondola GT | <input type="checkbox"/> Q - Lower Profile Intermodal Flats | <input type="checkbox"/> U - Intermodal Containers | |

Equipment Characteristics

- ☐ Add Equipment Axle Count & Length Conditions to Restrict Movement

Total Weight on Rail: - No Weight Restrictions - - Select a Quantity - lbs.

Issuing an Embargo, cont.






Waybill Parties

☒ Target Select Waybill Parties ☐ Target All Waybill Parties

☐ Include waybills with missing waybill parties (CIFs) ☒ Exclude waybills with missing waybill parties (CIFs)

Include These Waybill Parties:

CIF    ☐ Shipper ☐ Consignee ☐ Care of party ☐ Ship From ☐ Pick Up

Issuing an Embargo, cont.



Embargo Details

General Embargo Information

Embargo No: CALA003322

Request Date: 11-02-2022

Status: Effective

Allow Permits: No

Effective Date: 11-05-2022

Include Empty Revenue Cars: No

Original Requester: Emily Craft

Roads Invited to Participate:

Expiration Date: 11-02-2023

Issuing Road: CALA - CAROLINA SOUTHERN RAILROAD
COMPANY, THE

Allow Admin Issued Permits: Yes

Include All Empty Cars: No

Email: Emily.Craft@railinc.com

Effective Immediately: No

Bypass Local Waybills: No

Min Car Allowed:

Phone Number: 1.8777245462

Max Car Allowed:



824 and Hold Notifications



Hold Notifications



An Embargo hold email notification is an English version of the EDI 824 messages that are distributed by the Embargo System.

- With this notification, short line carriers that may be impacted by an Embargo at an origin location will be notified via email.
- To receive the email notification, each short line must have either a registered Embargo officer in the AAR Embargo/OPSL Note System, or a contact listed in Railinc's FindUs.Rail application for the Embargo Hold Notification category.

EDI 824 and Hold Notifications



Example:

“You received the email as a notification because the (your road) has a station registered at the origin point for a shipment that is going to a location that is currently embargoed. The email is sent to any carriers that have a station registered at that origin point, so that the carriers are aware to not originate any shipments to the destination as it is currently not allowing any traffic due to the Embargo. If you are not in possession of the car then no action is required of you. If you are then you would need to hold the car.”

EDI 824 Error Codes and Descriptions



- 824 Error Codes can only be accessed by Embargo officers and Railinc administrators.
- Error codes can now be found at the top of the EDI 824 Details page.

905002025GE: Permit already used

920001010GE: Origin station embargoed

922004040GE: Party to Waybill embargoed-Waybill requires permit

Message Id: [REDACTED]

EDI 824 Message:

```
#RREP 0000SWAYB002203151516[REDACTED]/220741516/RREP 13282203151516/  
GS*WB*RREP*CN*20220315*1516*[REDACTED]278*X*008010RAIL  
ST*824*1515[REDACTED]  
BGN*00*417*20220315*1516  
OTI*TE*EQ*SCYX807625*****8431328*431328001**008010  
REF*WY*351081  
DTM[REDACTED]315  
LM*AR*RGUIDE  
LQ*STF*905002025GE  
RED*CN003618*RP  
LQ*STF*920001010GE  
RED[REDACTED]  
LQ*STF*922004040GE  
RED[REDACTED]  
SE*13*151516278  
GE*1[REDACTED]  
$0001EOMæ
```


824 All Clear Notification

- The All Clear feature alerts you when an embargo has been cancelled or amended and no longer impacts a waybill which previously received an 824 Hold Notification.



900000000GA: All Clear Notification

Message Id: [REDACTED]

EDI 824 Message:

#RREP 0000SWAYB002203310813U [REDACTED] 220900813/RREP 95782203310813/
GS*WB*RREP [REDACTED] 0220331*0813*310813604*X*008010RAIL
ST*824*310813604
BGN*00*417*20220331*0813
OTI*TA*EQ*GATX072402*****52817*528170001**008010
REF* [REDACTED]
DTM*WAY*20220329
LM*AR*RGUIDE
LQ*STF*9000000000GA
RED*U [REDACTED]
SE*9*310813604
GE*1*310813604
\$0001EOMæ

Questions?



Railinc Keeps You Moving

Emily Craft

Phone: 877-724-5462

Email: csc@railinc.com

