

Introduction to Embargo Webinar

Presenter: Andrew Killmer

General Announcements



- Webinar Reminders
 - Attendees will be muted to reduce background noise.
 - Submit any questions you have via the Q&A box.
 - A copy of these slides will be sent out tomorrow.
 - The presentation is expected to last 45 minutes.

- Please complete the short survey at the end of presentation.

Agenda



- Embargo & OPSL Note Definitions
- Application Access and Roles
- Subscriptions
- Permits
- Industry Standards & TD-1 Circular
- Issuing an Embargo
- 824 and Hold Notifications
- Questions

Embargo & OPSL Notes Definitions



Embargo



- An Embargo is a temporary method of controlling or restricting traffic movements related to congestion, physical impairments (such as track or bridge damage) or dangerous weather.
- The AAR Embargo/OPSL Notes and Permit System allows railroads to issue, amend and cancel Embargoes and OPSL Notes in an electronic format.
- It allows a user with assigned permissions to grant a permit(s) for specific shipments to proceed to an embargoed location.
- The database also allows a user to search Embargoes by their number or attributes (i.e., location, date, etc.)

OPSL Note



- An OPSL Note is a permanent method of identifying stations that require long-term controlled traffic movement (operation issues, clearance, weight, capacity, damage, etc.)
- These are issued for problems that will not be resolved within one year.
- OPSL Notes are ***not*** generated by the system and must be manually assigned by Railinc.

Level 4 Embargoes



- A Level 4 Embargo can ONLY be approved by Railinc after they have been in direct phone contact with the AAR Operations Center.
- The ‘Cause/Detail’ for a Level 4 Embargo is pre-filled with the following verbiage: “In consultation with the Department of Homeland Security, an emergency exists that could cause interference with railroad operations.”
- Typically, a Level 4 Embargo affects traffic movement for TIH/PIH commodities (toxic inhalation/poison inhalation hazardous commodities). Only Railinc will issue a Level 4 Embargo at the direction of the AAR. All Level 4 Embargoes are issued by the AAR.

Access and Roles



Roles Within the Embargo Application



External Public Search Page

- embargo.railinc.com
- Search and view all Embargoes and OPSL Notes.
- View Embargo and permit officers.
- View user guide, 824 error codes and frequently asked questions (FAQ).

Party to The Waybill

- Search and view all Embargoes and OPSL Notes.
- Request, view and edit own permit requests.
- View Embargo and permit officers.
- Subscribe to Embargo and tariff note notifications.

Roles Within the Embargo Application



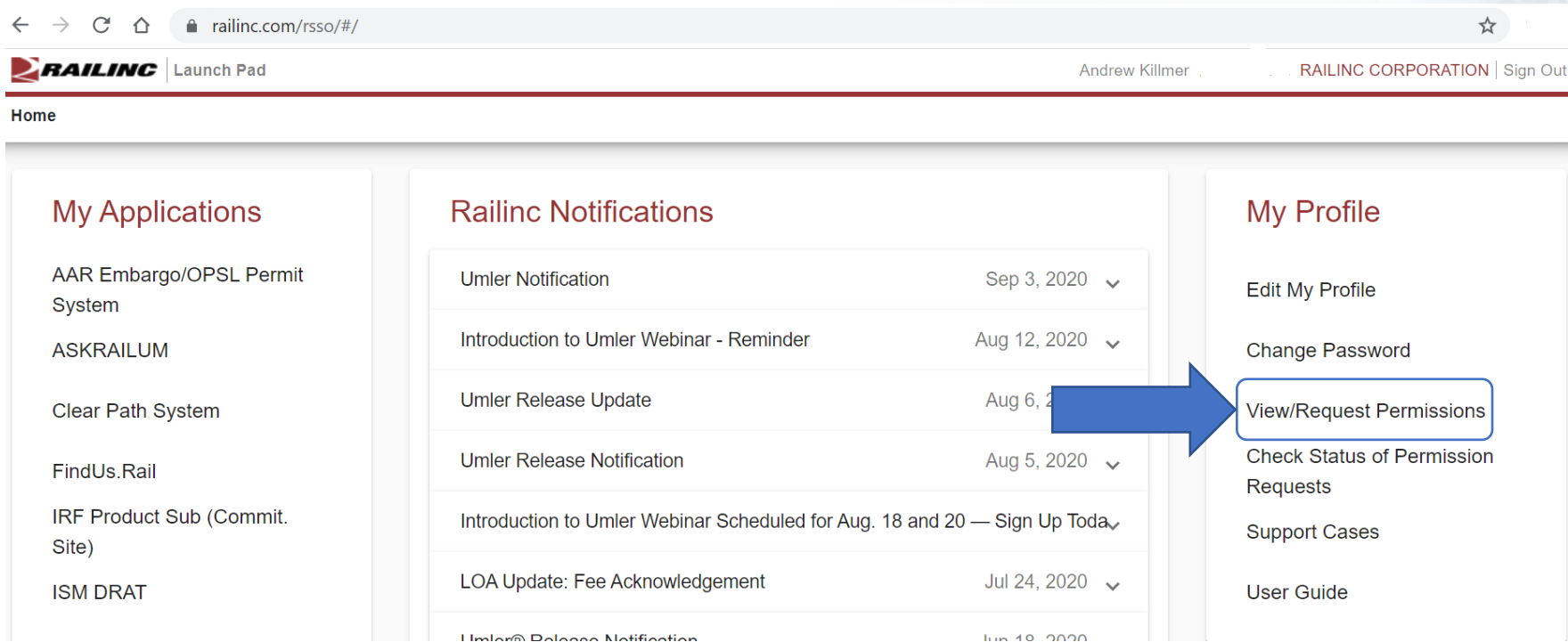
Embargo Officers/Permit Officers

- Request and maintain non-level 4 Embargoes on behalf of his/her road.
- Issue, amend, cancel, reissue, clone, export and print Embargoes and permits.
- View audit log and journal for Embargoes and permits.

OPSL Note/Permit Officers

- Issue (request for) and maintain tariff notes on behalf of his/her road.
- Issue, amend, cancel, clone, export and print OPSL Notes and permits.
- View audit log and journal for Embargoes and permits.

Requesting Access to the Embargo Application



The screenshot shows a web browser window with the URL `railinc.com/rss/#/`. The page header includes the RAILINC logo, "Launch Pad", and user information "Andrew Killmer" and "RAILINC CORPORATION | Sign Out". The main content area is divided into three columns:

- My Applications:** A list of applications including "AAR Embargo/OPSL Permit System", "ASKRAILUM", "Clear Path System", "FindUs.Rail", "IRF Product Sub (Commit. Site)", and "ISM DRAT".
- Railinc Notifications:** A list of notifications with dates and dropdown arrows, including "Umler Notification" (Sep 3, 2020), "Introduction to Umler Webinar - Reminder" (Aug 12, 2020), "Umler Release Update" (Aug 6, 2020), "Umler Release Notification" (Aug 5, 2020), "Introduction to Umler Webinar Scheduled for Aug. 18 and 20 — Sign Up Today", "LOA Update: Fee Acknowledgement" (Jul 24, 2020), and "Umler@ Release Notification" (Jun 18, 2020).
- My Profile:** A list of profile management options including "Edit My Profile", "Change Password", "View/Request Permissions" (highlighted with a blue box and a blue arrow), "Check Status of Permission Requests", "Support Cases", and "User Guide".

AAR Embargo/OPSL Permit System

AAR Embargo/OPSL Notes and Permit System allows a railroad to issue, amend and cancel an embargo or OPSL Note. It allows to search by Embargo or OPSL Note Number and attributes like Commodities (STCC), State/Province, Stations (FSAC), locations etc.



Requesting Access to the Embargo Application

Embargo Officer - Non Level 4 ([MARK required](#))

Embargo officer who can issue an Embargo on behalf of his/her road.

Embargo Party to the Waybill

Waybill Shipper, consignee or care of party who need to request permits.

Embargo Permit Officer-NonLvl4 ([MARK required](#))

Permit Officer of a road who can issue permits on behalf of his/her road.

OPSL Note Officer ([MARK required](#))

Same as the role Road Embargo Issuer. Issue (request for) OPSL note on behalf of his/her road; Maintain a list of contact persons, who would be notified when a OPSL note is issued.

OPSL Note Permit Officer ([MARK required](#))

Same as Railroad Permit Officer role. Accept/reject/cancel permit requests for authorized road; Cancel permits for authorized road; Create/import/export Non-Level 4 Permits for authorized road; View Level 4/Non-Level 4 permits for authorized road.

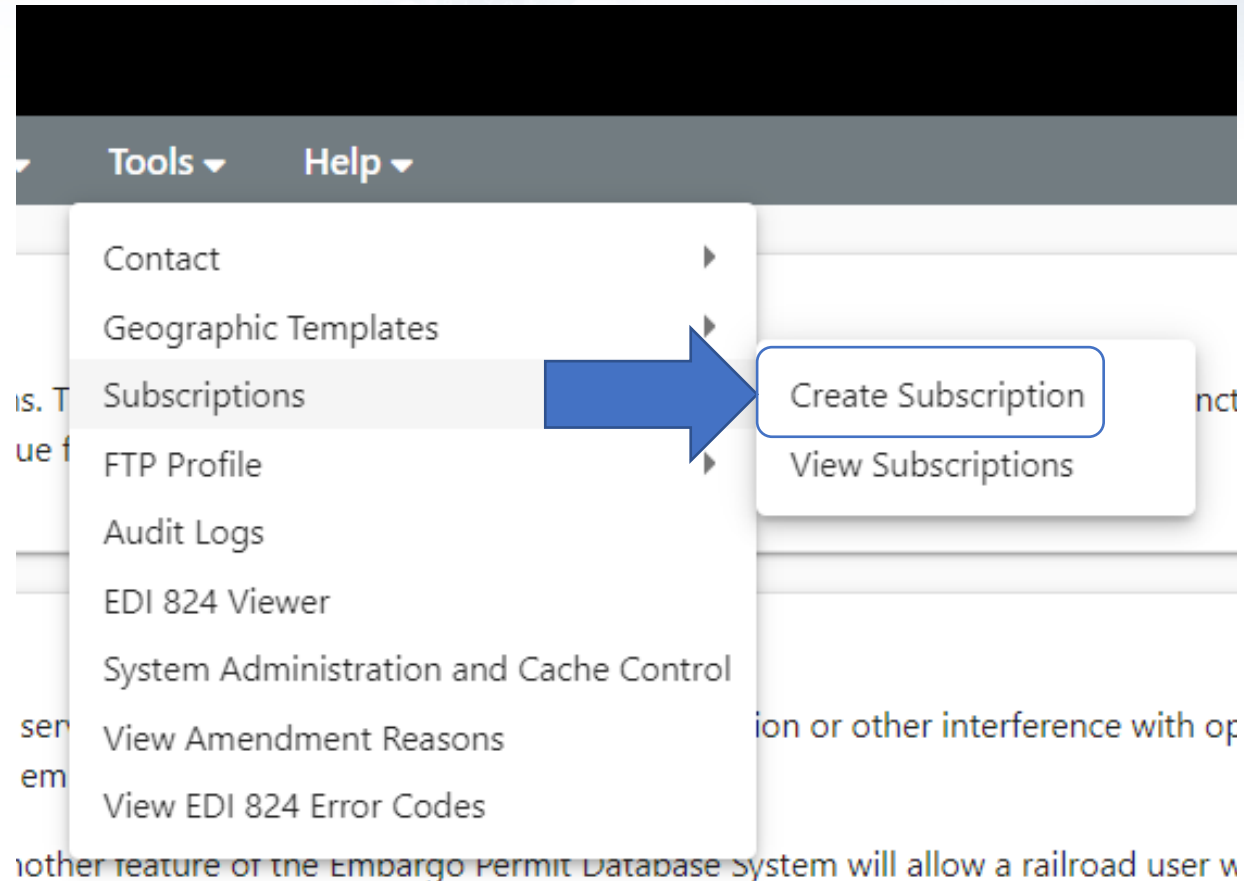
Embargo Subscriptions



Creating a Subscription

Subscribers to the AAR Embargo and Permit System can select to receive email notifications based on a number of criteria if an Embargo and/or an OPSL Note is:

- Created
- Approved
- Cancelled
- Expired



Creating a Subscription



Select Subscription Type for Create

Subscription for:

another registered user _____

contacts/agencies associated with roadmark _____

yourself

[Continue](#)

Description *

Delivery Type: Email

To: _____

CC (Use comma to separate distinct email addresses):

Delivery Format: Formatted Text

Subscribe To: Embargo OPSL Note Both

Notify on All Conditions:

Embargoes: AAR Security Level 4 Only Non-AAR Security Level 4 Only Both

Permits: Permits Allowed Only Permits Not Allowed Only Both

Events to Notify: Approved Cancelled Amended Expired All

Creating a Subscription Cont.



If limiting to select criteria, there are search tools you can use for assistance.

Issuing Road

Subscribe for all roadmarks Subscribe for Select roadmarks

Commodity

Embargo All Commodities Embargo Select Commodities

Cause

Subscribe for all causes Subscribe for Select causes

Geography

Subscribe for All Locations Subscribe for Select Locations

Equipment

Subscribe for All Umler Equipment Types Subscribe for Select Umler Equipment Types

Clearance Code: Total Weight on Rail: lbs.

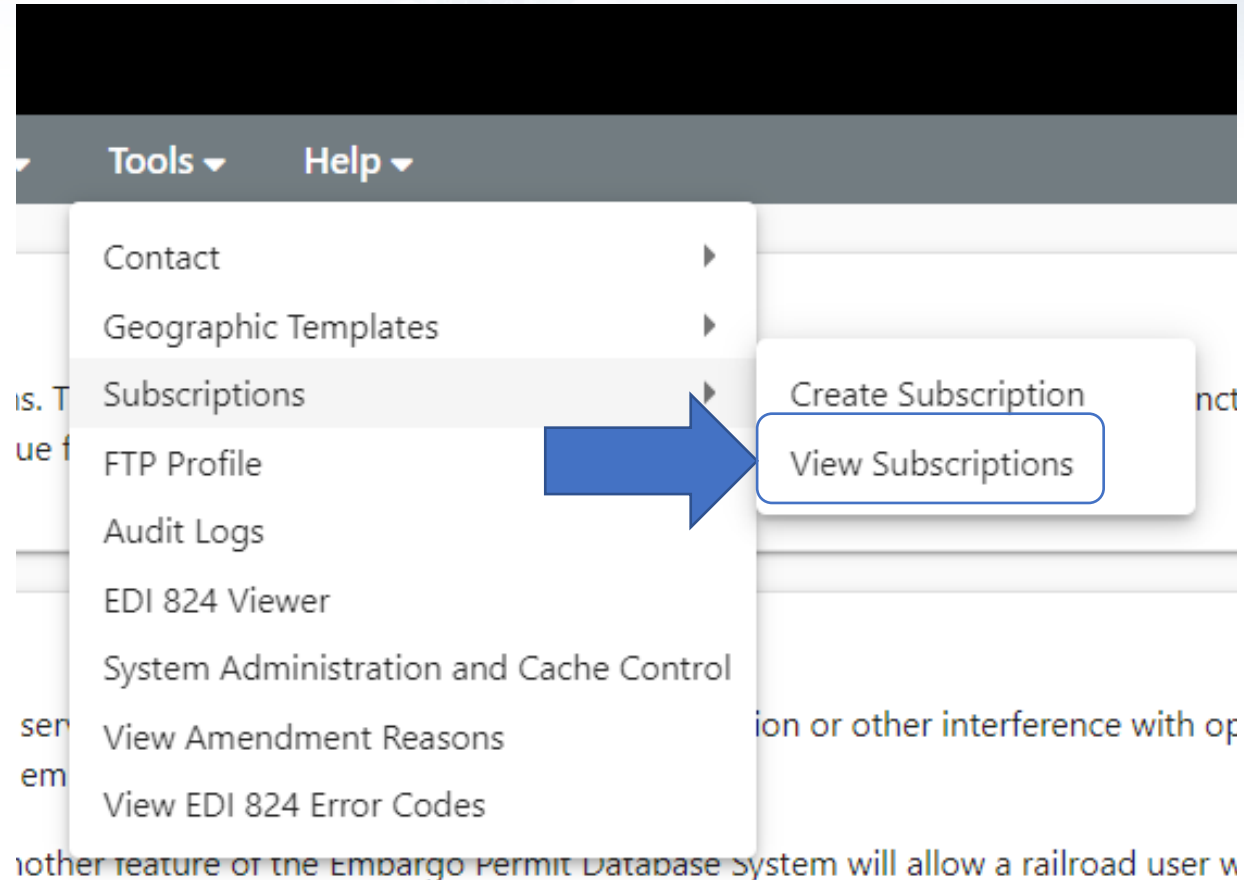
Waybill Parties

Embargo on All Patrons Embargo on Select Patrons

Viewing and Editing Subscriptions



- Subscriptions are effective for one year. Subscribers will receive an email reminder one week prior to the subscription expiration date for a chance to renew it.
- When viewing an effective/active subscription, the subscription can be edited, renewed or cancelled.



Permits



What is a Permit?



- Embargoes and OPSL Notes may contain a provision for a permit to provide a controlled movement of traffic to an embargoed destination.

The screenshot shows the 'AAR Embargo System' interface. At the top, there are navigation tabs: 'Embargoes', 'Embargo Permits', 'OPSL Notes', 'OPSL Note Permits', and 'Tools'. Below these, there are two dropdown menus. The left dropdown is under 'Embargo Permits' and the right is under 'OPSL Note Permits'. Both dropdowns have a 'Request Permit' button highlighted in red. A blue double-headed arrow points between these two buttons. Below the dropdowns, there are search and administrative options for both systems, including 'Search Permit Number', 'Search Permits', 'Search Permit Requests', 'Admin Permit Create', and 'Search Embargo/Permit Officers'.

temporary method of controlling traffic movements when in the judgment of the serving rail contain a provision for a permit to provide a controlled movement of traffic to an embargoed

Requesting a Permit



Create Permit Request

Instructions:

After submission of your request, for issues with permits/ obtaining permit numbers, please contact the permit officer(s) for the issuing road. To access a listing of railroad permit officers, please select Permits drop down and choose Search Officers option.

Permit(s) for Embargo *



Status:

New

Requester ID:

BSAXK03

Requester Contact:

Andrew Killmer

RAILINC CORPORATION

andrew.killmer@railinc.com

(Please ensure your email address is correct, if not, update it first in SSO and then re-try operation)

1.9196515140

Priority *

Medium



Number of Permits Needed *

1



Reason *



Permit Start Date

10-26-2020

Permit End Date

11-09-2020

In most cases, the Permit Start Date should be the same as the Waybill Date

Shipper CIF



Consignee CIF



Origin FSAC

Destination FSAC

Road Mark

FSAC



Road Mark

FSAC

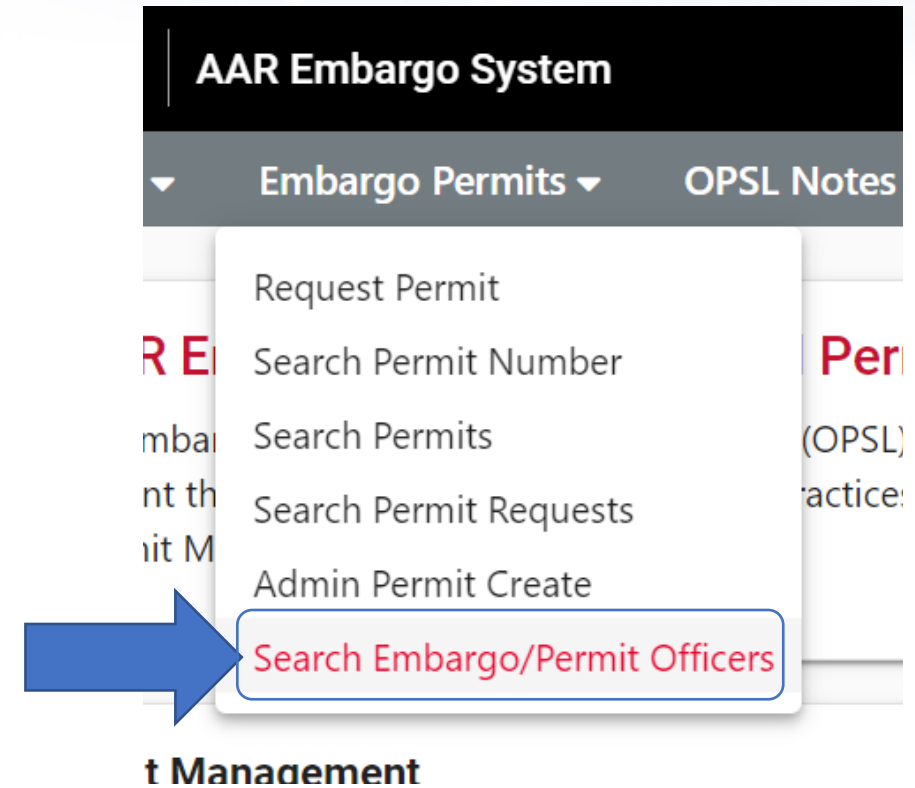


Free Form Commodity *



Requesting Permits Approval

- Once you have requested a permit, it is up to the permit officer from the railroad who issued the Embargo to approve.
- You can search for the permit officer(s) for a road by utilizing the search tab.
- Permit officers will use the 'Search Permit' menu option to find and review the permit requests before approving/rejecting them.



Agenda



- Embargo & OPSL Note Definitions
- Application Access and Roles
- Subscriptions
- Permits
- Industry Standards & TD-1 Circular
- Issuing an Embargo
- 824 and Hold Notifications
- Questions

Industry Standards & TD-1 Circular



Revised TD-1 Circular

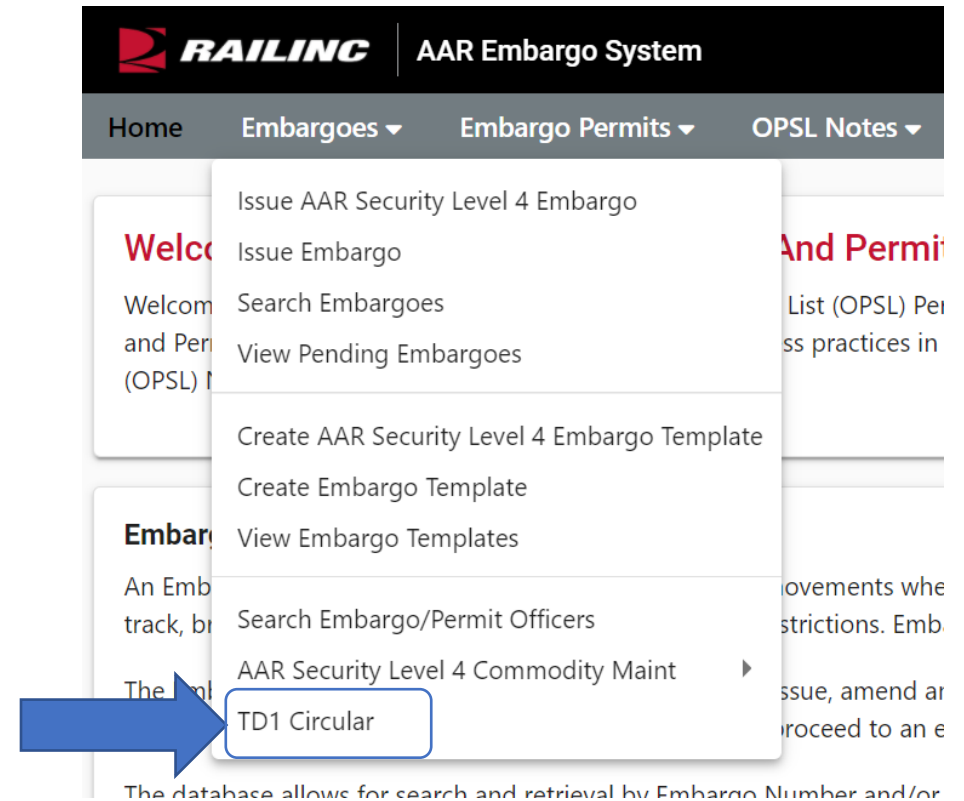


ASSOCIATION OF AMERICAN RAILROADS

Effective July 1, 2010

Updated June 18, 2020

TO: Transportation Officers –
All Railroads The following instructions
shall govern the placing and handling of
Embargoes: [The AAR TD-1 Circular](#)



Revised TD-1 Circular



An Embargo is a method of controlling traffic movements when, in the judgement of the serving railroad, an actual or threatened physical or operational impairment, of a temporary nature, warrant restrictions against such movements

For the purpose of this Circular, "Traffic" is defined as loaded and revenue empty freight cars, trailers and/or containers. In the case of disasters the definition of "Traffic" can be expanded to include embargo of empty freight cars. Empty equipment may be embargoed only in the case of a disaster in which damage or destruction of railroad facilities such as bridge fires, accidents, or the imminent occurrence of such a Physical Impairment (e.g., approaching hurricane, rising floodwaters). This shall include carrier and privately owned or leased freight cars, trailers and/or containers

Revised TD-1 Circular



II. The TD-1 Circular advises against issuing Embargoes for the following circumstances:

- As a permanent measure to control traffic.
- At the request of a consignee.
- Against acceptance of Traffic on specified days.
- Limiting the amount of Traffic to be accepted daily or periodically.
- As a commercial measure to control the routing of Traffic to or via any particular gateway, railroad or destination which is not related to the existence of the impairment.

Revised TD-1 Circular



II. The TD-1 Circular advises against issuing Embargoes for the following circumstances:

- De-market traffic.
- Restrict business growth.
- Enforce terms of a contract or interchange agreement between railroads.
- Against a consignor or consignee for failure to pay freight charges and/or demurrage.
- Against Traffic consigned to the United States Government, its authorized agents or officers, except when the Physical or Operational impairment prevents movement of such Traffic.

Issuing an Embargo or OPSL Note



Issuing an Embargo or OPSL Note



- The available options for an Embargo or OPSL Note are nearly identical.
- Only an Embargo officer or OPSL Note officer can issue an Embargo or OSPL Note.

The screenshot shows the RAILINC AAR Embargo System interface. The top navigation bar includes 'Home', 'Embargoes', 'Embargo Permits', and 'OPSL Note'. The 'Embargoes' dropdown menu is open, displaying the following options:

- Issue AAR Security Level 4 Embargo
- Issue Embargo (highlighted with a blue arrow)
- Search Embargoes
- View Pending Embargoes
- Create AAR Security Level 4 Embargo Template
- Create Embargo Template
- View Embargo Templates
- Search Embargo/Permit Officers
- AAR Security Level 4 Commodity Maint
- TD1 Circular

Below the menu, there is a section titled 'Embargo' with a description: 'An Embargo is a restriction on the movement of freight on a track, by commodity, or by location. The Embargo is issued by the Embargo officer. The Embargo officer is responsible for issuing, a permit to proceed.

The database allows for search and retrieval by Embargo Number (FSAC), City Locations or Patron Names, etc. For specific informati

Issuing an Embargo



General Embargo Information

Embargo No:	<input type="checkbox"/> Op Station Notice	Status: New	Effective Date: 10-29-2020
Issuing Road *	<input type="checkbox"/> Effective Immediately	Request Date 10-26-2020	Expiration Date 10-26-2021
Allow Permits - Choose Yes/No -	Bypass Local Waybills - Choose Yes/No -		
<input type="checkbox"/> Include Empty Revenue Cars	<input type="checkbox"/> Include All Empty Cars	(Only for causes Weather Conditions Or Derailment Or Bridge Out of Service Or Catastrophic Event or Spontaneous Labor Action or Civil Activism)	
Participating Roads		Notes to Participating Roads	
<input type="checkbox"/> Min Car Allowed		<input type="checkbox"/> Max Car Allowed	

Issuing an Embargo Cont.



Commodity

Target Select Commodities Target All Commodities

Include These Commodities

Cause

Cause *

- Choose a Cause -

Cause Detail

Commodity Lookup

- Minimum characters required for STCC is 2
- Minimum characters required for Commodity (Description) is 3
- Commodity (Description) matches are exact. Use * wildcard when uncertain.
- Examples: STCC- 011*, *011* Commodity (Description)-Coal*,*Coal*

STCC: _____ Description: coal*

Include Hazmat? Yes

Clear Search

Number of Commodities: 65 Clear Filters

<input type="checkbox"/> Select All	STCC	Description
<input type="checkbox"/>	1121211	COAL, BITUMINOUS FOR PUL- VERIZED OR GRANULAR IN- JECTION INTO A BLAST FURNACE
<input type="checkbox"/>	1121212	COAL, BITUMINOUS FOR THE PRODUCTION OF DIRECT RE- DUCED IRON (DRI) OR HOT BRIQUETTE IRON (HBI)
<input type="checkbox"/>	2814119	COAL BRIQUETTE BINDER

Issuing an Embargo Cont.



Geography

- (To just embargo all traffic in and out of one station, enter station in **FROM** box and **Select Bi-Directional** checkbox)
- (When issuing an Embargo or OPSL Note and Target All Locations option is chosen then the interchange pairs in the template will be suppressed and not used.)

Include These Locations Target All Locations

Origin

FSAC

Destination

Bi-Directional FSAC

Exclude These Locations

Origin

FSAC

Destination

Bi-Directional FSAC

Include These Interchanges Target All Interchanges

OR

Choose a Geography Template.

FSRR
GREAT RIVER RAILROAD
Greenville Branch Ayer MA
Hurricane
Hurricane Gustav

View Details

Apply

[\[Create Geography Template\]](#)

Issuing an Embargo Cont.



Equipment

- Target Select UMLER Equipment Types Target All UMLER Equipment Types Target Select UMLER Equipment Type Groups
- Target Select UMLER Field/Status

Include These Umler Equipment Type Groups

- | | | | | |
|--|--|---|---|--|
| <input type="checkbox"/> A - Equipped Box Cars | <input type="checkbox"/> F - Flats | <input type="checkbox"/> K - Equipped Hoppers | <input type="checkbox"/> R - Refrigerator/RBL's | <input type="checkbox"/> V - Automobile Multi-levels |
| <input type="checkbox"/> B - Unequipped Box Cars | <input type="checkbox"/> G - Unequipped Gondolas | <input type="checkbox"/> L - Special Types | <input type="checkbox"/> S - Stack Intermodal Flats | <input type="checkbox"/> Z - Intermodal Trailers |
| <input type="checkbox"/> C - Covered Hoppers | <input type="checkbox"/> H - Unequipped Hoppers | <input type="checkbox"/> P - Conventional Intermodal Flats | <input type="checkbox"/> T - Tanks | |
| <input type="checkbox"/> E - Equipped Gondolas | <input type="checkbox"/> J - Gondola GT | <input type="checkbox"/> Q - Lower Profile Intermodal Flats | <input type="checkbox"/> U - Intermodal Containers | |

Equipment Characteristics

- Add Equipment Axle Count & Length Conditions to Restrict Movement

Total Weight on Rail: lbs.



Issuing an Embargo Cont.



Waybill Parties

Target Select Waybill Parties Target All Waybill Parties

Include These Waybill Parties:

CIF    Shipper Consignee Care of party Ship From Pick Up

Save Draft

Issue Embargo

824 and Hold Notifications



Hold Notifications



An Embargo hold email notification is an English version of the EDI 824 messages that are distributed by the Embargo System.

- With this notification, short line carriers that may be impacted by an Embargo at an origin location will be notified via email.
- In order to receive the email notification, each short line must have either a registered Embargo officer in the AAR Embargo/OPSL Note System or a contact listed in Railinc's FindUs.Rail application for the Embargo Hold Notification category.

EDI 824 and Hold Notifications



Example:

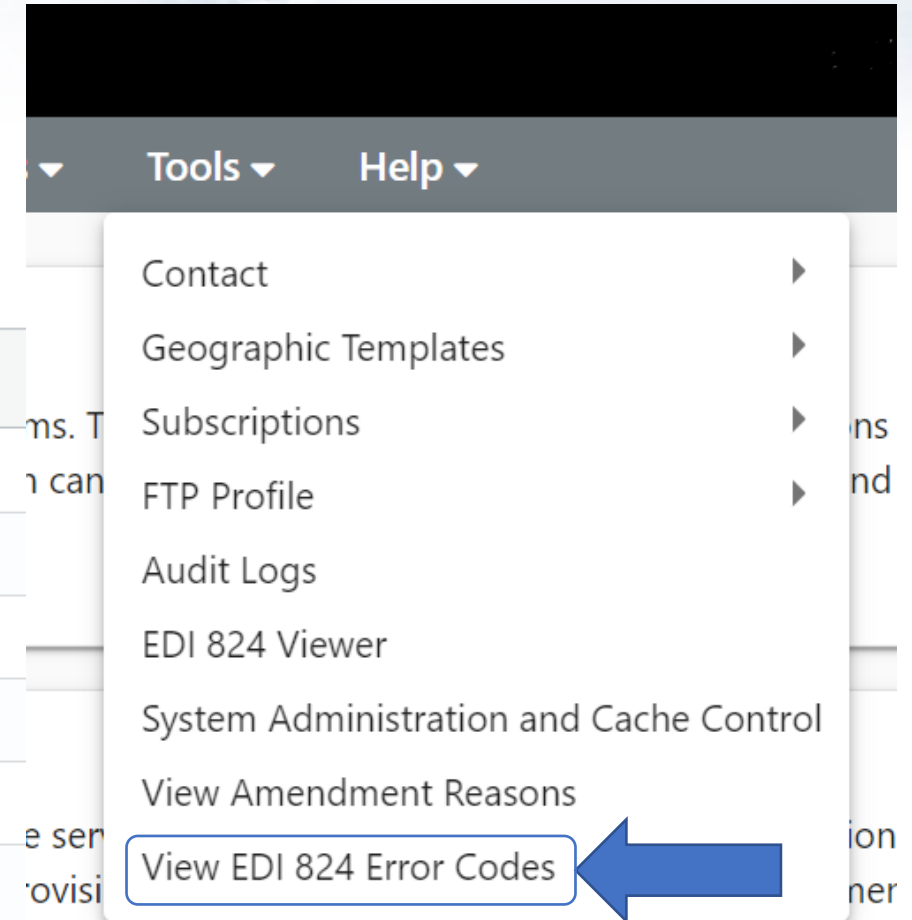
“You received the email as a notification because the XXXX has a station registered at the origin point for a shipment that is going to a location that is currently embargoed. The email is sent to any carriers that have a station registered at that origin point, so that the carriers are aware to not originate any shipments to the destination as it is currently not allowing any traffic due to the Embargo. If you are not in possession of the car then no action is required of you. If you are then you would need to hold the car.”

EDI 824 Error Codes and Descriptions



- 824 Error Codes can only be accessed by Embargo officers and Railinc administrators.

Error Code	Description
905001010GE	More than one Embargo Number given in the Waybill
905001011GE	More than one Permit Number given in the Waybill
905001012GE	Permit number is required if Embargo Number is given
905001013GE	Embargo number is required if Permit Number is given
905002020GE	Embargo Number provided in the Waybill is not found in the Database
905002021GE	Permit Number provided in the Waybill is not found in the Database
905002022GE	Permit Number provided is not for the Embargo
905002023GE	Attributes of the Waybill do not match the conditions specified in the Embargo



EDI 824



DESCRIPTIONS

- 905002024GE - Permit Expired
- 955003030GE -Commodity embargoed-Waybill requires permit
- 921001010GE -Destination station embargoed
- 908024241GE - Car Type embargoed

#RREP 0000SWAYB001902121157NS /190431157/RREP
59341902121157/

GS*WB*RREP*XX*20190212*1157*121157333*X*007050RAIL

ST*824*121157333

BGN*00*417*20190212*1157

OTI*TE*EQ*XXXX1243*****31777*317770001**007050

REF*WY*111111

DTM*WAY*20190212

LM*AR*RGUIDE

LQ*STF*905002024GE

RED*XXXX00118*RP

LQ*STF*955003030GE

RED*XXXX00118*RP

LQ*STF*921001010GE

RED*XXXX00118*RP

LQ*STF*908024241GE

RED*XXXX00118*RP

SE*15*121157333

GE*1*121157333

\$0001EOMæ

Questions?



Railinc Keeps You Moving

Andrew Killmer
Phone: 877-724-5462
Email: csc@railinc.com

