



Introduction to Loading Authority OT-57

Presenter: Meredith Gern



Agenda



- Permissions
- Accessing the Application
- Searching for Equipment
 - Railroad User View
 - Equipment Owner View
 - Fleet Manager View
- Create Fleet
 - Controlling Entities
 - Manage Storage Locations
 - Add Equipment
- Fleet Management
 - Fleet Suspension Process
- Equipment Transfers
- Disposition Requests
- Helpful Links



Association of American Railroads
Safety and Operations • Business Services
425 Third Street, SW • Washington, D.C. 20024

CIRCULAR No. OT-57

IN EFFECT AS OF FEBRUARY 1, 2020

**RULES GOVERNING REGISTRATION OF PRIVATE CARS AND
CONTROLLING ENTITY CONTACT & STORAGE INFORMATION**



Permissions



- There are three user roles in the Loading Authority OT-57 application.
 - Equipment Owner
 - Fleet Manager
 - Railroad User

RAILINC | Launch Pad

[Home](#) / [Request Application Access by Role](#)

MEREDITH GERN (MXGOT57) ACTIVE ▾

Loading Authority (OT-57)
Loading Authority (OT-57) application allows Controlling Entity to Create and Manage Fleet Contact Information

1 Select Roles 2 Confirm 3 Done

☐ Loading Authority (OT-57) Equipment Owner ([MARK required](#))
Allows Equipment Owners to remove equipment from fleets.

☐ Loading Authority (OT-57) Fleet Manager ([MARK required](#))
Allows fleet managers to create fleets.

☐ Loading Authority (OT-57) Railroad User ([MARK required](#))
Allows Railroad users to search controlling entity and storage information for equipment.

Comments...

[Return](#) [Next](#)

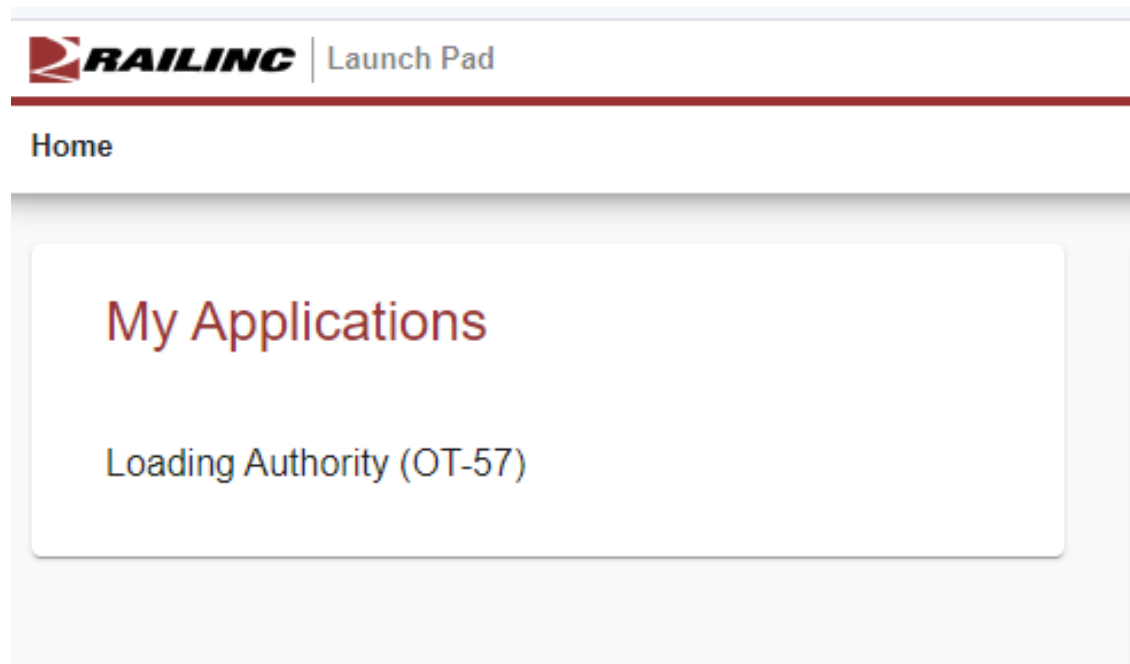
0/255



Accessing the Application



- Once permission is granted, you can access the Loading Authority OT-57 application via the Launch Pad, under the My Applications section.





Accessing the Application



- If a user has access to the application under more than one mark, they will be prompted to select a mark when accessing the application.

The screenshot displays the RAILINC application interface. At the top, a black header bar contains the RAILINC logo, the text 'Loading Authority', and user information 'MXGOT57 : Launch Pad Sign Out'. Below the header, a dark grey navigation bar shows 'Home' and 'Documentation' links. The main content area is a light grey background with a red message: 'No mark has been selected.' Below this message is a button labeled 'Select a mark'. A white modal dialog titled 'User Mark Selection' is centered on the screen. It contains a dropdown menu labeled 'Select a Mark' with a red underline and a red downward arrow. To the right of the dropdown is a grey 'Select' button.



Home Page View



- Home page view for a railroad user

 Loading Authority

MXGOT57 : RAIL Launch Pad ▼ Sign Out

Home Equipment Search Manage Requests ▼ Documentation

Equipment Requests

Disposition Requests				
	Pending	Escalated	Final Notice	Closed
Railroad	0	0	0	2



Searching for Equipment



- Railroad users will only see information for cars in their possession.

HomeEquipment SearchManage Requests ▼Documentation

Equipment Search

Enter Equipment IDs

AARX100-10000

Enter valid equipment separated by a comma or whitespace. Ranges are supported (Ex: AARX1-100, AARX1-AARX100).
Click the "Search" button or Shift + Enter to search.

Download

Search

Search Results: 9901

0 selectedActions ▼

<input type="checkbox"/>	Equipment ID	Controlling Entity ▼	Primary Contact	Primary P...	Primary Email	Primary Storage
<input type="checkbox"/>	AARX 000303	You are not in possession of this equipment.				
<input type="checkbox"/>	AARX 001303	You are not in possession of this equipment.				
<input type="checkbox"/>	AARX 005555	You are not in possession of this equipment.				
<input type="checkbox"/>	AARX 006657	You are not in possession of this equipment.				
<input type="checkbox"/>	AARX 006658	You are not in possession of this equipment.				
<input type="checkbox"/>	AARX 008017	You are not in possession of this equipment.				
<input type="checkbox"/>	AARX 008881	You are not in possession of this equipment.				
<input type="checkbox"/>	AARX 008882	You are not in possession of this equipment.				
<input type="checkbox"/>	AARX 008883	You are not in possession of this equipment.				



Home Page View



- Home page view for an equipment owner

 Loading Authority

MXGOT57 : RAIL Launch Pad ▼ Sign Out

Home Equipment Search Manage Requests ▼ Documentation

Equipment Requests

Disposition Requests				
	Pending	Escalated	Final Notice	Closed
Eq. Owner	0	0	0	0

Transfer Requests			
	Pending	Escalated	Closed
To Equipment Owner	0	0	0

Searching for Equipment



- Equipment owners have the option to remove their cars from any fleet.

[Home](#) [Equipment Search](#) [Manage Requests](#) [Documentation](#)

Equipment Search

Enter Equipment IDs

AARX 1000-6000

Enter valid equipment separated by a comma or whitespace. Ranges are supported (Ex: AARX1-100, AARX1-AARX100).
Click the "Search" button or Shift + Enter to search.

[Download](#) [Search](#)

Search Results: 58/5001

<input type="checkbox"/>	Equipment ID	Controlling Entity ▾	Primary Contact	Primary P...	Primary Email	Primary Storage
<input type="checkbox"/>	AARX 005102	RAILINC CORPORATION	Meredith Gern	(919) 234-5...	test@railinc.com	SEATTLE - KING, WA - I
<input type="checkbox"/>	AARX 005103	RAILINC CORPORATION	Meredith Gern	(919) 234-5...	test@railinc.com	SEATTLE - KING, WA - PROGRESS RAIL SUBSI...
<input checked="" type="checkbox"/>	AARX 005105	RAILINC CORPORATION	Meredith Gern	(919) 234-5...	test@railinc.com	SEATTLE - KING, WA - PROGRESS RAIL SUBSI...
<input type="checkbox"/>	AARX 005107	RAILINC CORPORATION	Meredith Gern	(919) 234-5...	test@railinc.com	SEATTLE - KING, WA - PROGRESS RAIL SUBSI...
<input type="checkbox"/>	AARX 005108	RAILINC CORPORATION	Meredith Gern	(919) 234-5...	test@railinc.com	SEATTLE - KING, WA - PROGRESS RAIL SUBSI...
<input type="checkbox"/>	AARX 005109	RAILINC CORPORATION	Meredith Gern	(919) 234-5...	test@railinc.com	SEATTLE - KING, WA - PROGRESS RAIL SUBSI...
<input type="checkbox"/>	AARX 005110	RAILINC CORPORATION	Meredith Gern	(919) 234-5...	test@railinc.com	SEATTLE - KING, WA - PROGRESS RAIL SUBSI...
<input type="checkbox"/>	AARX 005118	Equipment is not currently on a fleet.	Contact not listed in FindUs.Rail			
<input type="checkbox"/>	AARX 005125	Equipment is not currently on a fleet.	Contact not listed in FindUs.Rail			
<input type="checkbox"/>	AARX 005129	Equipment is not currently on a fleet.	Contact not listed in FindUs.Rail			
<input type="checkbox"/>	AARX 005137	Equipment is not currently on a fleet.	Contact not listed in FindUs.Rail			

1 selected

Actions ▾

☐ Remove Equipment



Home Page View



- Home page view for a fleet manager

Loading Authority

MXGOT57 : RAIL Launch Pad ▼ Sign Out

[Home](#) [Fleet ▼](#) [Equipment Search](#) [Manage Locations](#) [Manage Requests ▼](#) [Documentation](#)

Fleets

Fleet Information

Fleets:	9
Equipment:	1,311
Storage Locations:	7
FindUsRail Contacts:	1

Conflicts

Equipment not in Umler:	890
Equipment on Foreign Fleet:	640
Equipment Already Assigned:	32
Fleets with Equipment Conflicts:	9

Equipment Requests

Disposition Requests

	Pending	Escalated	Final Notice	Closed
Fl. Manager	0	0	0	6
Eq. Owner	0	0	0	2

Transfer Requests

	Pending	Escalated	Closed
Submitted	0	0	0
To Fleet Manager	1	0	0
To Equipment Owner	1	0	1



Searching for Equipment



- Fleet managers will only see information for equipment listed on one of their fleets.

HomeFleet▼Equipment SearchManage LocationsManage Requests▼Documentation

Equipment Search

Enter Equipment IDs

AARX1000-5500

Enter valid equipment separated by a comma or whitespace. Ranges are supported (Ex: AARX1-100, AARX1-AARX100). Click the "Search" button or Shift + Enter to search.

Download

Search

Search Results: 4501

Equipment ID	Fleet Name ▼	Controlling Entity ▼	Primary Contact	Primary Phone	Primary Email	Primary Storage
AARX 003072	Meredith's Fleet	RAILINC CORPORATION	Meredith Gern	(919) 234-5...	test@railinc.com	CARY - WAKE, NC - R
AARX 003084	Meredith's Fleet	RAILINC CORPORATION	Meredith Gern	(919) 234-5...	test@railinc.com	CARY - WAKE, NC - R
AARX 003093	Meredith's Fleet	RAILINC CORPORATION	Meredith Gern	(919) 234-5...	test@railinc.com	CARY - WAKE, NC - R
AARX 003223	Meredith's Fleet	RAILINC CORPORATION	Meredith Gern	(919) 234-5...	test@railinc.com	CARY - WAKE, NC - R
AARX 005100		Equipment is not currently on one of your fleets.				
AARX 005101		Equipment is not currently on one of your fleets.				
AARX 005102		Equipment is not currently on one of your fleets.				

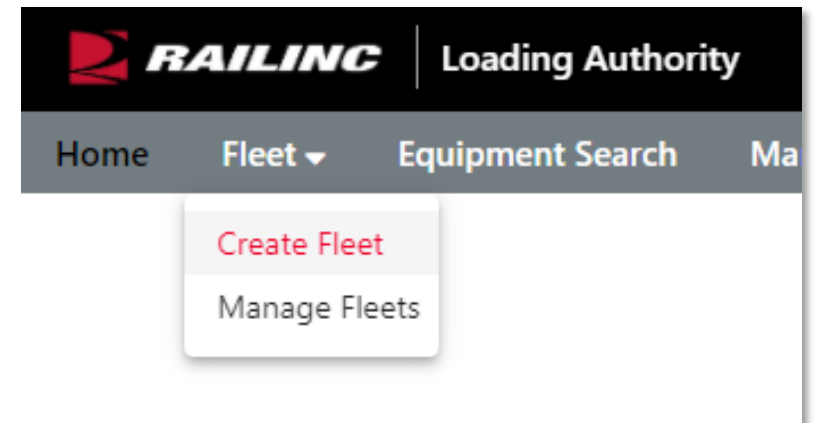


Create Fleet



- Before creating a fleet you will need the following information:

- Controlling entity contact registered in FindUs.Rail
 - Add a new contact to FindUs.Rail
 - Update an existing contact
- Storage location
 - Location name
 - Delivery carrier
 - Freight Station Accounting Code (**FSAC**) Station
 - Standard Point Location Code (**SPLC**)
 - Customer Identification File (**CIF**)
- Equipment list
- Fleet name
 - Optional fleet description





Create Fleet – Controlling Entity



- The first step in creating a Loading Authority OT-57 fleet is to register at least one controlling entity contact in FindUs.Rail.
 - For purposes of Loading Authority, the controlling entity is someone a railroad should contact if disposition information is needed.

Home

Contacts

Categories

Relationships

MARKs

Notifications

Expiration/Transfers

Admin

Help

Search Contacts

Quick Search

Advanced Search

Results


Name / Title	Company Name / ID/MARK	Pri. / Sec.	Category Name / Function / Relationship (if appl.)
Gern, Meredith - Product Support test@railinc.com +1.919.234.5678	RAILINC CORPORATION RAIL	S	Loading Authority (OT-57) <div><div>• Controlling Entity</div><div>• Equipment Owner</div></div>



Create Fleet – Controlling Entity



- To register a new contact as a controlling entity, select ‘Add Contact’ from the contacts tab dropdown menu in FindUs.Rail.

 FindUs.Rail

BSMXG01

Launch Pad ▾Contact UsSign Out

Home

Contacts ▾

Categories ▾

Relationships ▾

MARKs

Notifications ▾

Expiration/Transfers ▾

Admin ▾

Help ▾

Search Contacts

Add Contact

Well

FindUs View Companies with Delinquent Reviews

Users to review and manage their company's contact information. It helps railroad departments, private car owners, and leasing companies stay connected. Users are able to query contacts and company relationships for industry functions and roles. Contacts are organized under various categories, each managed by Company Administrators. Administrators can add, update, and delete contacts for the categories they manage. The Railinc Application Administrator is responsible for adding and removing categories.

Signatories to the AAR Interchange Rules

To search and verify a MARK/Company is a signatory to the AAR Interchange Rules, please click [here](#).

Running Repair Agent

[Running Repair Agents - Active \(Office Manual Appendix H\)](#)

[Running Repair Agents - Active and Historical \(Office Manual Appendix H\)](#)



Create Fleet – Controlling Entity



- Enter information for your controlling entity contact.
- All red fields are required.

Add Contact ?

Contact

Company ID/MARK: MARK Q

Company:

First Name:

Last Name:

*Contact Type:

*Title/Position:

*Email:

*Phone - Primary:
Int. Area Number Ext.

Phone - Secondary:
Int. Area Number Ext.

Fax:
Int. Area Number Ext.

*Address:

*City:

*St./Prv.:

*Postal Code:

*Country:

Company Reference:

Website URL:

Notes:



Create Fleet – Controlling Entity



- At the bottom of the page, you will see the categories section.
 - Select 'Loading Authority (OT-57)' from the dropdown menu.
 - Select the appropriate category function.
 - You can select more than one category function.

Categories

Any assigned categories must have at least one category function specified.

☐

Category

☐ 

Loading Authority (OT-57)

Category Role:

Primary

Category Functions:

☐ Controlling Entity

☐ Equipment Owner

☐ Railroad

Categories

+ Add

 Delete

Save

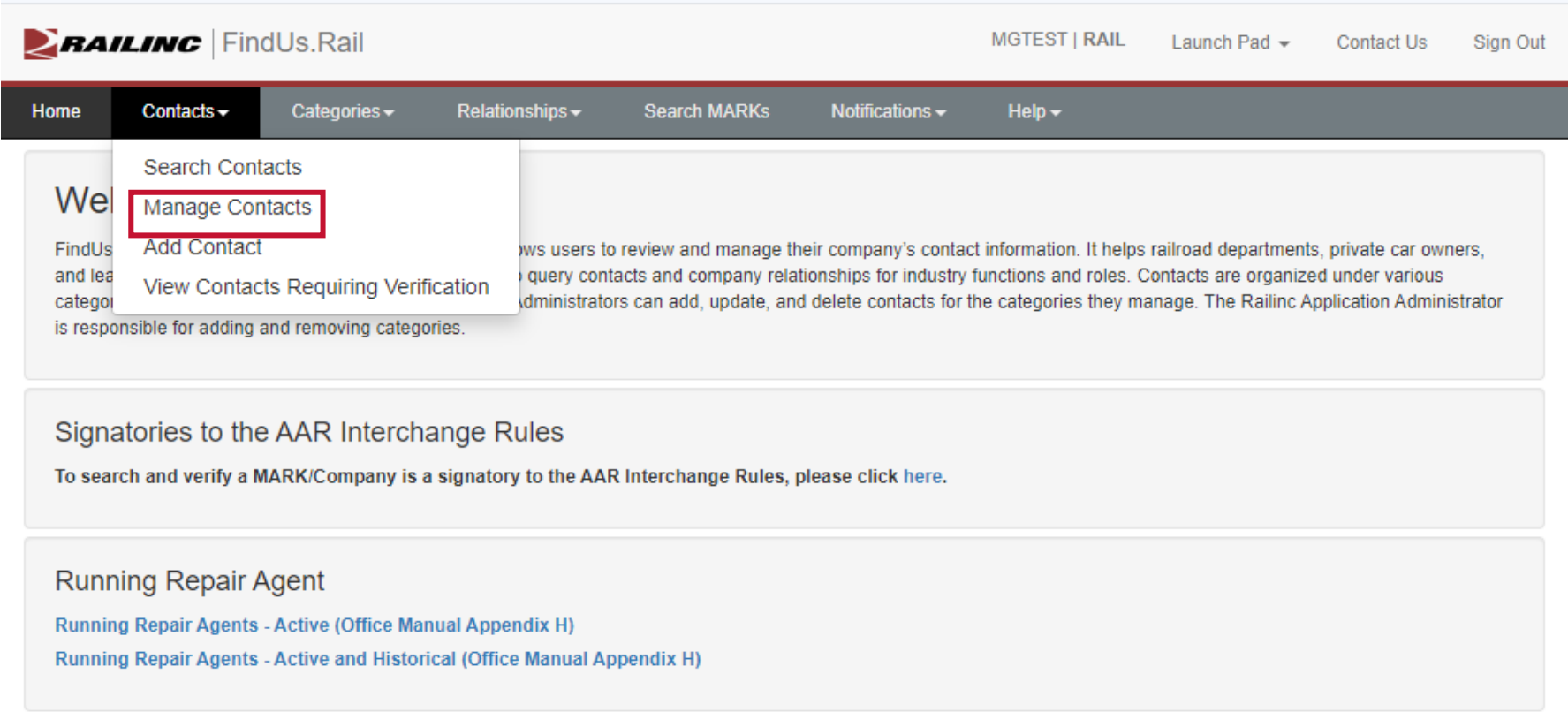
Cancel



Create Fleet – Controlling Entity



- To add a Loading Authority OT-57 role to an existing contact, select ‘Manage Contacts’ from the contacts tab dropdown menu.





Create Fleet – Controlling Entity



- Locate the name of the contact you wish to edit. Check the box next to the name and click 'Edit' on the righthand side of the screen. Scroll down past the contact information and you should see the categories section.



Create Fleet



- Before creating a fleet you will need the following information:

- ✓ Controlling entity contact registered in FindUs.Rail

- Add a new contact to FindUs.Rail
 - Update an existing contact


- Storage location

- Location name
 - Delivery carrier
 - Freight Station Accounting Code (**FSAC**) Station
 - Standard Point Location Code (**SPLC**)
 - Customer Identification File (CIF)

- Equipment list

- Fleet name

- Optional fleet description





Create Fleet – Manage Storage Locations



- Select ‘Manage Locations’ to view or create a storage location.

HomeFleet▼Equipment SearchManage LocationsManage Requests▼Documentation

Manage Storage Locations

Clear Filter

Number of locations: 2

+ Create Storage Location

Location Name ▼	Delivery Carrier	Destination	Fleets	Edit
A+ Storage	CSXT	Ayden, NC - RAILINC CORP	11	
Wilson Storage	CSXT	Black Creek, NC - RAILINC CORPORATION	8	



Create Fleet – Manage Storage Locations



- Add information for your storage location.
 - It is best practice to use the magnifying glass search tool when available.

Create Storage Location

Location Name *

Meredith's Storage Location

Delivery Carrier *

Q

FSAC Station *

Q

Station Name

SPLC *

County, State

CIF *

Q

Customer Name

Save Location



Create Fleet – Manage Storage Locations



- Delivery Carrier Lookup Tool

Montreal Sand Pit, PO - PAYSANNE FRUITS & LEGUMES INC.

Delivery Carrier Lookup

Partial Railroad Mark or Railroad Mark Name must be provided.

Railroad Mark

CSXT

Minimum 2 characters

Railroad Mark Name

Minimum 3 characters

Clear

Search



Create Fleet – Manage Storage Locations



- Use the black arrow under ‘Select Carrier’ to select the desired carrier.

Delivery Carrier Lookup

Partial Railroad Mark or Railroad Mark Name must be provided.

Railroad Mark

CSXT

Minimum 2 characters

Railroad Mark Name

Minimum 3 characters

Clear

Search

Number of locations: 1

Clear Filter

Railroad Mark	Railroad Mark Name	Owner Mark	Select Carrier
CSXT	CSX TRANSPORTATION	CSXT	<div></div>



Create Fleet – Manage Storage Locations



- FSAC Station Lookup Tool

- The Standard Carrier Alpha Code (SCAC) field is auto-populated if the delivery carrier field is filled out.
- Use the * wildcard search to narrow search results with partial information.

FSAC Station Lookup

At least one field must be specified.

SCAC

CSXT

Minimum 2 characters

County

Wak*

Minimum 3 characters

FSAC

Minimum 2 characters

State/Province

NC - NORTH CAROLINA

Station Name

Minimum 4 characters

Clear

Search



Create Fleet – Manage Storage Locations



- FSAC Station Lookup Tool
 - Use the scroll on the right to view all search results.
 - To select a station, use the black arrow.

FSAC Station Lookup

At least one field must be specified.

SCAC

CSXT

Minimum 2 characters

County

Wak*

Minimum 3 characters

FSAC

Minimum 2 characters

State/Province

NC - NORTH CAROLINA

Station Name

Minimum 4 characters

Clear

Search

Number of locations: 21

Clear Filter

SCAC	Station Name	FSAC	SPLC	County	St/Prov, Country	Select Station
CSXT	WAKE FOREST	21325	411613000	WAKE	NC, US	➔
CSXT	NEUSE	21330	411623000	WAKE	NC, US	➔
CSXT	RALEIGH	21340	411700000	WAKE	NC, US	➔
CSXT	NORTH BOULEVARD	21341	411625000	WAKE	NC, US	➔
CSXT	TEER SIDING	21558	411624000	WAKE	NC, US	➔
CSXT	CAMP POLK	21560	411653000	WAKE	NC, US	➔
CSXT	NORTH RALEIGH	21563	411720000	WAKE	NC, US	➔
CSXT	CARPENTER	21614	411671000	WAKE	NC, US	➔



Create Fleet – Manage Storage Locations



- Using the FSAC Station Lookup Tool will auto-populate the SPLC field.
 - It is not recommended that you manually enter the SPLC.

Create Storage Location

Location Name *

Meredith's Storage Location

Delivery Carrier *

CSXT

FSAC Station *

22005

Cary

SPLC *

411657000

Wake, NC

CIF *

Customer Name

Save Location



Create Fleet – Manage Storage Locations



- Customer Lookup Tool

Customer Lookup

At least partial customer name, CIF number, or city must be specified.

Customer Name

Rail*

Minimum 3 characters.

City

Cary

Minimum 3 characters.

CIF Number

Minimum 9 characters

State/Province

NC - NORTH CAROLINA

Entity Type

Select an Entity Type

Clear

Search



Create Fleet – Manage Storage Locations



- Populate as many search fields as possible to narrow your results.

Customer Lookup

At least partial customer name, CIF number, or city must be specified.

Customer Name

Rail*

Minimum 3 characters.

City

Cary

Minimum 3 characters.

CIF Number

Minimum 9 characters

State/Province

NC - NORTH CAROLINA

Entity Type

Select an Entity Type

Clear

Search

Number of locations: 2

Clear Filter

CIF	Customer Name	Address	City	St/Prov, Country	Select Customer
001000617580000	RAILINC CORP	7001 WESTON PKWY STE 200	CARY	NC, US	➔
001000617589500	RAILINC CORPORATION	7001 WESTON PKWY STE 200	CARY	NC, US	➔



Create Fleet – Manage Storage Locations



- Save location
 - Repeat as needed

Create Storage Location

Location Name *

Meredith's Storage Location

Delivery Carrier *

CSXT

FSAC Station *

22005

Cary

SPLC *

411657000

Wake, NC

CIF *

001000617580000

RAILINC CORP

✓ Save Location

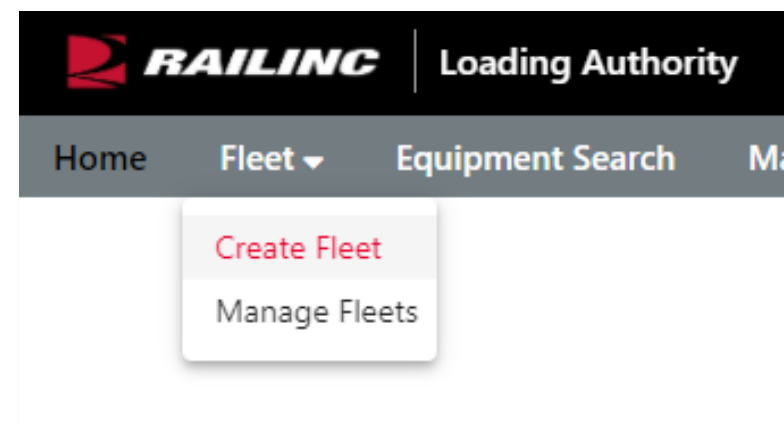


Create Fleet



- Before creating a fleet you will need the following information:

- ✓ Controlling entity contact information
 - Added to FindUs.Rail
- ✓ Storage location
 - Location Name
 - Delivery Carrier
 - Freight Station Accounting Code (**FSAC**) Station
 - Standard Point Location Code (**SPLC**)
 - Customer Identification File (CIF)
- Equipment list
- Fleet Name
 - Optional fleet description





Create Fleet



- Select ‘Create Fleet’ from the fleet dropdown tab.

Loading Authority

Home

Fleet ▼

Equipment Search

Manage Locations

Manage Requests ▼

Documentation

Create Fleet

Manage Fleets

Fleets

Fleet Information

Fleets:

9

Equipment:

1,311

Storage Locations:

7

FindUsRail Contacts:

1



Create Fleet



- Enter the fleet name and optional fleet description.

Loading Authority

BSMXG01 : RAIL Launch Pad ▼ Sign Out

Home Fleet ▼ Equipment Search Manage Locations Manage Requests ▼ Documentation

Create Fleet

Fleet Name *

Meredith's Fleet

17 / 50 characters

Fleet Description

Tank Cars

10 / 250 characters

Controlling Entities *

Designate a *required primary contact* by clicking a radio button. Select optional secondary contacts by highlighting the rows. If you do not see the contact(s) you are looking for, please visit [FindUs.Rail](#).

Enter Company ID

Name ▼ ↑	Company	Phone	Email	Primary Contact
Doe, Il, John	RAILINC CORPORATION	877-724-5...	john.doe@railinc.com	<input type="radio"/>
Gern, Meredith	RAILINC CORPORATION	919-234-5...	test@railinc.com	<input type="radio"/>



Create Fleet



- Next you will select the primary controlling entity using the radio button.
- You may select any number of optional secondary contacts.

HomeFleet▼Equipment SearchManage LocationsManage Requests▼Documentation

Create Fleet

Fleet Name *
Meredith's Fleet

17 / 50 characters

Fleet Description
Tank Cars

10 / 250 characters

Controlling Entities *

Designate a *required primary contact* by clicking a radio button. Select optional secondary contacts by highlighting the rows. If you do not see the contact(s) you are looking for, please visit [FindUs.Rail](#).

Enter Company ID

Name	Company	Phone	Email ▼ ↓	Primary Contact
Gern, Meredith	RAILINC CORPORATION	919-234-5...	test@railinc.com	<input checked="" type="radio"/>
Smith, Sam	RAILINC CORPORATION	919-987-6...	test2@railinc.com	<input type="radio"/>
Doe, Il, John	RAILINC CORPORATION	877-724-5...	john.doe@railinc.com	<input type="radio"/>



Create Fleet



- You can add additional controlling entities using the search tool.
 - Enter the company ID in the search box then click the black arrow — additional contacts will automatically be populated.

Controlling Entities *

Designate a *required primary contact* by clicking a radio button. Select optional secondary contacts by highlighting the rows. If you do not see the contact(s) you are looking for, please visit [FindUs.Rail](#).

Enter Company ID
RAIL

Name	Company	Phone	Email	Primary Contact
Gern, Meredith	RAILINC CORPORATION	919-234-5...	test@railinc.com	<input checked="" type="radio"/>
Smith, Sam	RAILINC CORPORATION	919-987-6...	test2@railinc.com	<input type="radio"/>
Doe, II, John	RAILINC CORPORATION	877-724-5...	john.doe@railinc.com	<input type="radio"/>



Create Fleet



- Select your primary storage location.
 - The list is populated by the mark.
 - You can appoint secondary locations by highlighting the row.
 - You can add or update locations using the manage locations button.

Storage Locations *

Designate a *required primary storage location* by clicking a radio button. Select optional secondary storage locations by highlighting the rows. If you do not see the storage location(s) you are looking for, please visit the [Manage Locations](#) page.

Location Name	Delivery Carrier	Destination	Primary Location
Meredith's Storage Location	CSXT	Cary - NC - RAILINC CORP	<input checked="" type="radio"/>

[Manage Locations](#)



Create Fleet



- Alternate empty waybill instructions can be added but are optional to create your fleet.
 - It requires the same information as storage locations.

Storage Locations *

Designate a *required primary storage location* by clicking a radio button. Select optional secondary storage locations by highlighting the rows. If you do not see the storage location(s) you are looking for, please visit the Manage Locations page.

Manage Locations

Location Name ▾	Delivery Carrier	Destination	Primary Location
Meredith's Storage Location	CSXT	Cary - NC - RAILINC CORP	<input checked="" type="radio"/>

Alternate Empty Waybill Instructions (Optional)

Delivery Carrier

FSAC Station

SPLC

CIF

Clear

Save & Continue



Create Fleet



- Click ‘Save and Continue’

Create Fleet

Fleet Name *

Meredith's Fleet

16 / 50 characters

Fleet Description

Tank Cars

10 / 250 characters

Controlling Entities *

Designate a required primary contact by clicking a radio button. Select optional secondary contacts by highlighting the rows. If you do not see the contact(s) you are looking for, please visit [FindUs.Rail](#).

Enter Company ID

RAIL

Name	Company	Phone	Email ▾ ↓	Primary Contact
Gern, Meredith	RAILINC CORPORATION	919-234-5...	test@railinc.com	<input checked="" type="radio"/>
Smith, Sam	RAILINC CORPORATION	919-987-6...	test2@railinc.com	<input type="radio"/>
Doe, Il, John	RAILINC CORPORATION	877-724-5...	john.doe@railinc.com	<input type="radio"/>

Storage Locations *

Designate a required primary storage location by clicking a radio button. Select optional secondary storage locations by highlighting the rows. If you do not see the storage location(s) you are looking for, please visit the [Manage Locations](#) page.

Location Name ▾	Delivery Carrier	Destination	Primary Location
Meredith's Storage Location	CSXT	Cary - NC - RAILINC CORP	<input checked="" type="radio"/>

Alternate Empty Waybill Instructions (Optional)

Delivery Carrier

FSAC Station

SPLC

CIF

Clear


Save & Continue



Create Fleet



- Save and Continue.

 Loading Authority BS

Home Fleet ▾ Equipment Search Manage Locations Manage Requests ▾ Documentation

✓ **Success**
Your fleet was saved successfully

Add Equipment ☒ Switch to Text Input → Skip to fleet

Add Equipment via CSV Upload

Select File

1. Download Template
2. Enter equipment data underneath column headers
3. Use the Select File button to choose the modified file and select it
4. Press Upload button to submit the equipment data to Railinc



Create Fleet - Add Equipment



- Equipment upload
 - Via CSV or text input
 - Switch between CSV/text using the toggle button
 - Add up to 50,000 cars at one time

Add Equipment

☒ Switch to Text Input

→ Skip to fleet

Add Equipment via CSV Upload

Select File

1. Download Template

2. Enter equipment data underneath column headers

3. Use the Select File button to choose the modified file and select it

4. Press Upload button to submit the equipment data to Railinc



Create Fleet - Add Equipment



- Equipment upload

[Home](#) [Fleet ▼](#) [Equipment Search](#) [Manage Locations](#) [Manage Requests ▼](#) [Documentation](#)

Add Equipment ☒ Switch to Text Input [Return to fleet](#)

Add Equipment via CSV Upload

Select File

Meredith_OT_57_CARS.csv (45.0 bytes)

Upload File

1. Download Template
2. Enter equipment data underneath column headers
3. Use the Select File button to choose the modified file and select it
4. Press Upload button to submit the equipment data to Railinc



Create Fleet - Add Equipment



- Equipment upload
 - Using text input, cars can be added individually or as a range.

[Home](#) [Fleet ▼](#) [Equipment Search](#) [Manage Locations](#) [Manage Requests ▼](#) [Documentation](#)

Add Equipment ☐ Switch to CSV Upload

[Return to fleet](#)

Add Equipment via Text Input

Add Equipment*

AARX 1100

AARX 1200

AARX 1452

AARX 2106

AARX 3256

AARX 580830

AARX 110928

Enter valid equipment separated by a comma or whitespace. Ranges are supported (Ex: AARX1-100, AARX1-AARX100).

Clear

Add Equipment



Create Fleet – Manage Equipment



- After clicking ‘Add Equipment,’ you will be provided with an equipment summary.

Loading Authority

MXG01 : RAILLaunch Pad ▼Sign Out

[Home](#)[Fleet ▼](#)[Equipment Search](#)[Manage Locations](#)[Manage Requests ▼](#)[Documentation](#)

Equipment add completed. Here is a summary of the results:

Valid : 35

Not in Umler : 4862

Conflict-On Another Fleet : 1

Conflict-On Own Fleet : 3

Click here to download a CSV file with the results

Meredith's Fleet

Manage Fleets



Create Fleet – Manage Equipment



- The CSV download will provide you with information for each car.

EquipmentInitial	EquipmentNumber	Status from Add	Result
AX	8661	Conflict-On Own Fleet	Already in fleet
HX	550164	Conflict-On Own Fleet	Already in fleet
RX	10086	Conflict-On Own Fleet	Already in fleet
DPX	62049	Conflict-On Own Fleet	Already in fleet
ULX	8049	Conflict-On Own Fleet	Already in fleet
ULX	5900	Valid	VALID
YX	5012	Valid	VALID
DPX	3635	Valid	VALID
DX	177037	Valid	VALID
WCX	100370	Valid	VALID
MX	50173	Valid	VALID
DX	24947	Valid	VALID
PSX	765	Valid	VALID
HX	1856	Valid	VALID
DX	23511	Valid	VALID
HX	191192	Valid	VALID
MX	30319	Conflict-On Another Fleet	ON_FOREIGN_FLEET
DX	91304	Conflict-On Another Fleet	ON_FOREIGN_FLEET
DX	170890	Valid	VALID
DX	953946	Conflict-On Another Fleet	ON_FOREIGN_FLEET
DPX	37100	Conflict-On Another Fleet	ON_FOREIGN_FLEET
DPX	39761	Valid	VALID
MX	16251	Conflict-On Another Fleet	ON_FOREIGN_FLEET
DX	97048	Valid	VALID
DX	953940	Conflict-On Another Fleet	ON_FOREIGN_FLEET
MX	43228	Valid	VALID
DX	958398	Conflict-On Another Fleet	ON_FOREIGN_FLEET
DX	206731	Valid	VALID
DPX	8952	Valid	VALID
DPX	930441	Valid	VALID
DX	642975	Valid	VALID
DKX	498686	Valid	VALID
AX	151184	Valid	VALID
DX	305474	Valid	VALID



Manage Equipment Conflicts



There are three equipment in conflict buckets.

HomeFleet▼Equipment SearchManage LocationsManage Requests▼Documentation

Meredith's Fleet

Manage Fleets

Equipment in Conflict4877

Equipment not in Umler4864

AARX 000100

AARX 000101

AARX 000102

AARX 000103

AARX 000104

AARX 000105

AARX 000106

Equipment on another fleet10

Select all☐

AARX 000149

AARX 005100

AARX 005101

AARX 005102

AARX 005103

AARX 005105

AARX 005107

☐

☐

☐

☐

☐

☐

☐

Equipment already assigned3

Select all☐

AARX 000111 (Meredith Test Fleet)

AARX 002002 (Meredith Test Fleet)

AARX 002008 (Test Error Message Fleet #5000)

☐

☐

☐

Equipment Listing35

+ Add Equipment

- Remove Equipment

Replace All Equipment

Download Equipment CSV

AARX 002004

AARX 002006

AARX 002007

AARX 002012

AARX 002014

AARX 002015

AARX 002020

AARX 002030

AARX 002033

AARX 002047

AARX 002082

AARX 002092

AARX 002096

AARX 003017

AARX 003018

AARX 003021

AARX 003022

AARX 003023

AARX 003024

AARX 003025

AARX 003027

AARX 003029

AARX 003035

AARX 003039

AARX 003043

AARX 003045

© 2021 Railinc. All Rights Reserved.

44



Manage Equipment Conflicts - Not in Umler®



- Equipment not in Umler®

- The car is in deleted or inactive status.
- Once a car is added to Umler, you can use the blue refresh button to add the car to your fleet.
- If a car no longer needs to be added to this fleet, you can use the red remove button to remove the car from your conflict bucket .

Equipment in Conflict⁴⁸⁷⁷

Equipment not in Umler⁴⁸⁶⁴

AARX 000100

AARX 000101

AARX 000102

AARX 000103

AARX 000104

AARX 000105

AARX 000106



Manage Equipment Conflicts – on Another Company's Fleet



- Equipment on another company's fleet
 - Use the red remove button if a car no longer needs to be added to this fleet.
 - Use the blue refresh button to verify equipment is still on another controlling entity's fleet.
 - Use the green transfer button to initiate a transfer request.

Equipment on another fleet 10

Select all ☐

AARX 000149	<input checked="" type="checkbox"/>	<div><div></div><div></div><div></div></div>
AARX 005100	<input type="checkbox"/>	
AARX 005101	<input type="checkbox"/>	
AARX 005102	<input type="checkbox"/>	
AARX 005103	<input type="checkbox"/>	
AARX 005105	<input type="checkbox"/>	
AARX 005107	<input type="checkbox"/>	



Manage Equipment Conflicts – Already Assigned



- Equipment already assigned to one of your fleets:
 - Transfer equipment to the current fleet
 - Remove equipment from conflict on current fleet

Equipment already assigned 3

Select all ☐

AARX 000111 (Meredith Test Fleet)	<input checked="" type="checkbox"/>
AARX 002002 (Meredith Test Fleet)	<input type="checkbox"/>
AARX 002008 (Message Fleet #5000)	<input type="checkbox"/>



Manage Equipment – Equipment Listing



- The equipment listing bucket contains the cars registered to your fleet. There are four actions that can be taken with this bucket:
 - Add additional equipment
 - Remove equipment
 - Replace all equipment
 - Download equipment CSV

Equipment Listing 35

+ Add Equipment

– Remove Equipment

↻ Replace All Equipment

⬇ Download Equipment CSV

AARX 002004	AARX 002006	AARX 002007	AARX 002012	AARX 002014	AARX 002015	AARX 002020	AARX 002030	AARX 002033	AARX 002047	AARX 002082	AARX 002092	AARX 002096	AARX 003017
AARX 003018	AARX 003021	AARX 003022	AARX 003023	AARX 003024	AARX 003025	AARX 003027	AARX 003029	AARX 003035	AARX 003039	AARX 003043	AARX 003045	AARX 003055	AARX 003058
AARX 003067	AARX 003070	AARX 003071	AARX 003072	AARX 003084	AARX 003093	AARX 003223							



Manage Equipment – Add Equipment



- You can add equipment to an existing fleet the same way you would a newly created fleet.

[Home](#) [Fleet ▼](#) [Equipment Search](#) [Manage Locations](#) [Manage Requests ▼](#) [Documentation](#)

Add Equipment ☒ Switch to Text Input [Return to fleet](#)

Add Equipment via CSV Upload

Select File

1. Download Template
2. Enter equipment data underneath column headers
3. Use the Select File button to choose the modified file and select it
4. Press Upload button to submit the equipment data to Railinc



Manage Equipment – Remove/Replace Equipment



- The Remove Equipment and Replace Equipment pages both require text input.

HomeFleet▼Equipment SearchManage LocationsManage Requests▼

Remove Equipment

Return to fleet

Remove Equipment via Text Input

Remove Equipment*

AARX 5100
AARX 5110

Enter valid equipment separated by a comma or whitespace. Ranges are supported (Ex: AARX1-100, AARX1-AARX100).

Clear

Remove Equipment

HomeFleet▼Equipment SearchManage LocationsManage Requests▼

Replace Equipment

Return to fleet

Replace Equipment via Text Input

Replace Equipment*

AARX 6000-6500

Enter valid equipment separated by a comma or whitespace. Ranges are supported (Ex: AARX1-100, AARX1-AARX100).

Clear

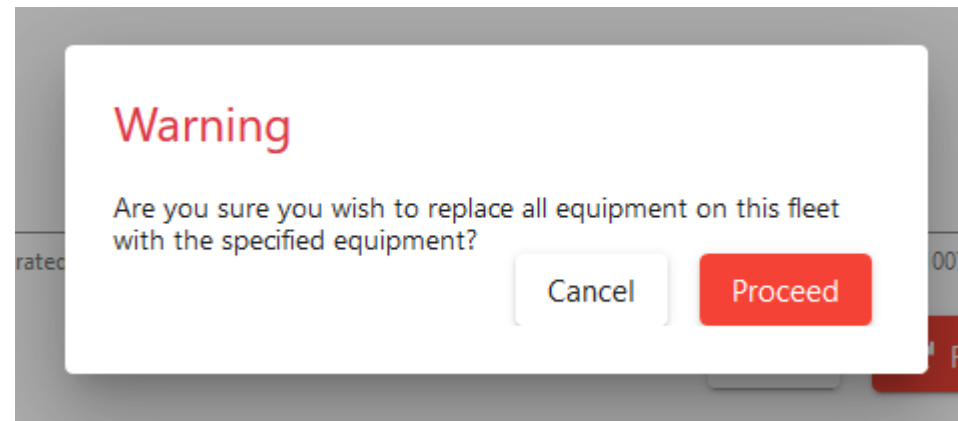
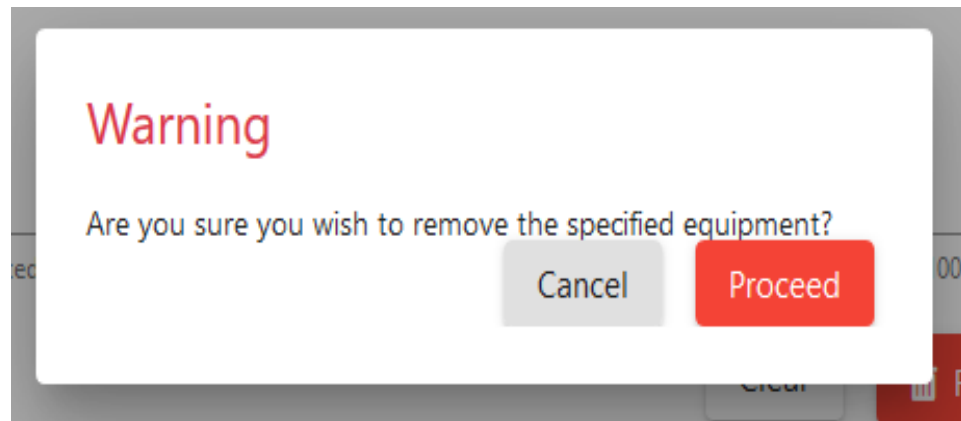
Replace Equipment



Manage Equipment – Remove/Replace Equipment



- Users will receive a warning confirmation when removing or replacing equipment.
 - Please note that the replace equipment function replaces ALL equipment on your fleet.

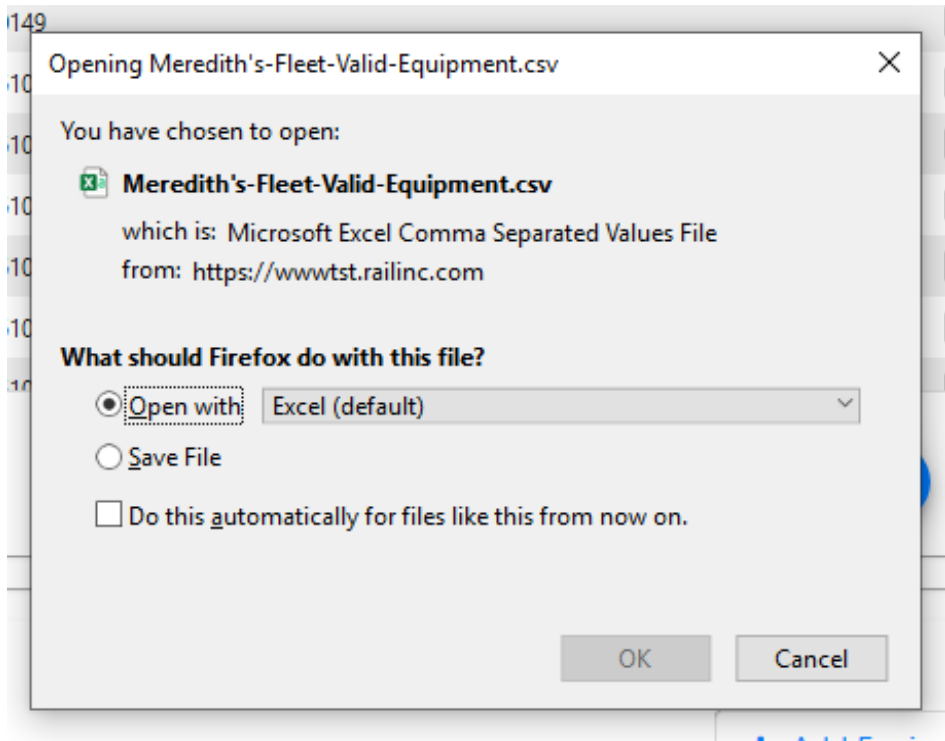




Manage Equipment – Download Equipment CSV



- The download equipment CSV allows you to download a list of all equipment currently on your fleet.



	A	B	C	D
1	EquipmentInitial	EquipmentNumber		
2	AARX	2004		
3	AARX	2006		
4	AARX	2007		
5	AARX	2012		
6	AARX	2014		
7	AARX	2015		
8	AARX	2020		
9	AARX	2030		
10	AARX	2033		
11	AARX	2047		

Meredith's-Fleet-Valid-Equipmen



Agenda



- Permissions
- Accessing the Application
- Searching for Equipment
 - Railroad User View
 - Equipment Owner View
 - Fleet Manager View
- Create Fleet
 - Controlling Entities
 - Manage Storage Locations
 - Add Equipment
- Fleet Management
 - Fleet Suspension Process
- Equipment Transfers
- Disposition Requests
- Helpful Links



Association of American Railroads
Safety and Operations • Business Services
425 Third Street, SW • Washington, D.C. 20024

CIRCULAR No. OT-57

IN EFFECT AS OF FEBRUARY 1, 2020

**RULES GOVERNING REGISTRATION OF PRIVATE CARS AND
CONTROLLING ENTITY CONTACT & STORAGE INFORMATION**



Fleet Management



- Future updates and edits can be made to a fleet via the Manage Fleets page.

Loading Authority

Home

Fleet ▼

Equipment Search

Manage Locations

Manage Requests ▼

Documentation

Create Fleet

Manage Fleets

Fleets

Fleet Information

Fleets:

Equipment:

Storage Locations:

FindUsRail Contacts:

39

46,423

15

7



Fleet Management



- Use the hyperlinked fleet name to select a fleet.

Loading Authority

MXGOT57 : RAILLaunch Pad ▼Sign Out

HomeFleet ▼Equipment SearchManage LocationsManage Requests ▼Documentation

Manage Fleets

Clear Filter

Number of fleets: 2

+ Create Fleet

Fleet Id	Fleet ▼ ↑	Company	Primary Contact	Storage Location	Number of Equipment	Fleet Status
649	Meredith Test Fleet	RAILINC CORPORATION	Gern, Meredith	KT Cars	1	Needs Verification
524	Meredith's Fleet	RAILINC CORPORATION	Gern, Meredith	Meredith's Stor...	34	Active



Fleet Management – Fleet Suspension



- When a primary controlling entity is removed from FindUs.Rail fleet managers will receive an email notification. If not updated, the fleet will be placed in suspended status.

The screenshot displays the RAILINC web application interface. At the top, the header includes the RAILINC logo, the text "Loading Authority", and user information "BSMXG01 : BNSF" with links for "Launch Pad" and "Sign Out". A navigation bar below the header contains links for "Home", "Fleet", "Equipment Search", "Manage Locations", "Manage Requests", and "Documentation".

A prominent red banner message states: "This Fleet Has Been Suspended. Missing Primary Contact." Below this, an information icon and text instruct the user: "Select the Confirm Fleet button at the bottom of the page to reactivate." The main content area shows "Test Fleet 1 (825)" with a "Manage Fleets" button. On the left, there are two sections: "Equipment in Conflict" with a count of 14, and "Equipment not in Umler" with a count of 0. On the right, a partially visible section shows "ready assigned" with a count of 0. A modal dialog box is centered on the screen with the title "Notice". The notice text reads: "This fleet has no registered controlling entity contacts. You will need to add contacts before saving the fleet. You can also go to FindUs.Rail to register contacts for your company and then return to this application to update this fleet." At the bottom of the modal are two red buttons: "Continue to the current page" and "Go to FindUs.Rail".



Fleet Management – Fleet Suspension



- Annual Fleet Verification is now required

page.

Location Name	Delivery Carrier	Destination	Primary Location
KT Cars	BNSF	Burleigh - ND - ME CARTER OF JONESBORO INC	<input checked="" type="radio"/>

Alternate Empty Waybill Instructions (Optional)

Delivery Carrier

FSAC Station

SPLC

CIF

Last Verified: 2020/10/03 01:47 PM

Confirm Fleet

Delete Fleet

Save Fleet



Fleet Management – Fleet Suspension



- Fleet Verification status can be found on the Manage Fleets page.

Loading Authority

MXGOT57 : RAILLaunch Pad ▼Sign Out

HomeFleet ▼Equipment SearchManage LocationsManage Requests ▼Documentation

Manage Fleets

Clear Filter

Number of fleets: 2

+ Create Fleet

Fleet Id	Fleet ▾ ↑	Company	Primary Contact	Storage Location	Number of Equipment	Fleet Status
649	Meredith Test Fleet	RAILINC CORPORATION	Gern, Meredith	KT Cars	1	Needs Verification
524	Meredith's Fleet	RAILINC CORPORATION	Gern, Meredith	Meredith's Stor...	34	Active



Fleet Management – Fleet Suspension



- Fleets in need of verification will display a notice showing how many days remain before the fleet is suspended.

Loading Authority

MXGOT57 : RAILLaunch Pad ▼Sign Out

HomeFleet ▼Equipment SearchManage LocationsManage Requests ▼Documentation

This Fleet is scheduled for suspension in 13 days.

Meredith Test Fleet (649)

Manage Fleets

Equipment in Conflict3

Equipment not in Umler1

AARX 001000

Equipment on another fleet1

AARX 000149

Select all☐

Equipment already assigned1

AARX 002008 (N/A - Removed from previous fleet)

Select all☐





Equipment Transfers – Request



- You will receive a ‘Success’ confirmation message.

Equipment on another fleet

10

Select all ☐

AARX 000149

☒

AARX 005100

☒

AARX 005101

☐

AARX 005102

☐

AARX 005103

☐

AARX 005105

☐

AARX 005107

☐

Equipme

AARX 0

AARX 0

AARX 0

Select to initiate transfer request

BSM

Success

✓

Successfully placed transfer request(s)
for 2 equipment

Manage Fleets



Equipment Transfers – Manage Requests



- Fleet managers and equipment owners can see a summary of transfer requests on their home page.

Loading Authority

HomeFleet▼Equipment SearchManage LocationsManage Requests▼Documentation

Fleets

Fleet Information

Fleets:	39
Equipment:	46,421
Storage Locations:	15
FindUsRail Contacts:	7

Equipment Requests

Transfer Requests

	Pending	Escalated	Closed
Submitted	3	0	0
To Fleet Manager	0	0	15

Loading Authority

HomeEquipment SearchManage Requests▼Documentation

Equipment Requests

Transfer Requests


	Pending	Escalated	Closed
To Equipment Owner	0	0	0



Equipment Transfers – Manage Request



- Transfer request can be viewed via the manage requests tab dropdown menu by clicking ‘Transfer Requests.’

 Loading Authority

Home

Fleet ▼

Equipment Search

Manage Locations

Manage Requests ▼

Documentation

Fleets

Disposition Requests

Transfer Requests

Fleet Information

Fleets:	47
Equipment:	30,535
Storage Locations:	15
FindUsRail Contacts:	14



Equipment Transfers – Manage Request



- Submitted requests will show all requests submitted under your mark.

Home

Fleet

Equipment Search

Manage Locations

Manage Requests

Documentation

Submitted Requests

Incoming Requests

Transfer Requests | Submitted Requests

Pending3

Escalated1

Closed1

Expand/Collapse All

Clear Filters

Download to CSV

Close

Equipment ID	Fleet Name	Company Mark	Entity Mark	Created On	Last Updated	Days Since Update
<input checked="" type="checkbox"/> AARX 005109	Meredith's Fleet	RAIL	RAIL	2020-10-05 23:35	2020-10-05 23:35	0
<input type="checkbox"/> AARX 039561	Meredith's Fleet	RAIL	RAIL	2020-10-01 11:49	2020-10-01 11:49	4
<input type="checkbox"/> AARX 039422	Meredith's Fleet	RAIL	RAIL	2020-10-01 11:49	2020-10-01 11:49	4

Resend

Escalate

Cancel Request



Equipment Transfers – Manage Request



- Incoming request show requests that have been submitted for approval.

Home

Fleet

Equipment Search

Manage Locations

Manage Requests

Documentation

Submitted Requests

Incoming Requests

Transfer Requests | Incoming Requests

Pending4

Escalated1

Closed143

Expand/Collapse All

Clear Filters

Download to CSV

Equipment ID	Fleet Name	Company Mark	Entity Mark	Created On	Last Updated	Days Since Update
<input type="checkbox"/> AARX 001008	RailincTestFleet	C007	BN	2020-09-18 16:05	2020-09-18 16:05	17
<input type="checkbox"/> AARX 020002	RailincTestFleet	C007	BN	2020-09-18 16:05	2020-09-18 16:05	17
<input checked="" type="checkbox"/> AARX 000149	RailincTestFleet	C007	BN	2020-09-18 16:05	2020-09-18 16:05	17
<input type="checkbox"/> AARX 020001	RailincTestFleet	C007	BN	2020-09-18 16:05	2020-09-18 16:05	17

Approve

Reject



Equipment Transfers – Manage Request



- Equipment owners will review all requests in escalated status.

HomeEquipment SearchManage Requests▼Documentation

Transfer Requests | Owner Management

Pending2Escalated1Closed

+ Expand/Collapse All

▼ Clear Filters

↺

Download to CSV

	Requesting Fleet Ma... >	Requesting Fleet Co... >	Grantor Fleet Mana... >	Grantor Fleet Contr... >				
<input checked="" type="checkbox"/>	Equipment ID	Company Mark	Entity Mark	Company Mark	Entity Mark	Created On	Last Updated	Days Since Update
<input checked="" type="checkbox"/>	AARX 005110	RAIL	RAIL	C007	RAIL	2020-10-05 23:10	2020-10-05 23:12	1

Approve

Reject



Equipment Transfers – Manage Request



- The expanded view will show you more detailed contact information for the requesting fleet manager and the requesting fleet controlling entity.

HomeEquipment SearchManage Requests▼Documentation

Transfer Requests | Owner Management

Pending2Escalated1Closed

Expand/Collapse All

Clear Filters

Refresh

Download to CSV

	Requesting FI...>	Requesting Fleet Controlling Entity<	Grantor Fleet ...>	Grantor Fleet ...>								
<input checked="" type="checkbox"/>	Equipment ID	Company Mark	Entity Mark	Entity Name	Contact Name	Phone	Email	Company Mark	Entity Mark	Created On	Last Updated	Days Since Update
<input checked="" type="checkbox"/>	AARX 0051...	RAIL	RAIL	RAILINC CORPO...	Gern, Meredith	+1 (919) 23...	test@railinc.com	C007	RAIL	2020-10-05 23:10	2020-10-05 23:12	2

Approve

Reject



Disposition Request



- Railroads can request Disposition Information for cars via the Loading Authority OT-57 Application.

Loading Authority

MXGOT57 : RAIL Launch Pad ▼ Sign Out

Home Fleet ▼ Equipment Search Manage Locations Manage Requests ▼ Documentation

Equipment Search

Enter Equipment IDs
GATX 2000-10000

Enter valid equipment separated by a comma or whitespace. Ranges are supported (Ex: AARX1-100, AARX1-AARX100).
Click the "Search" button or Shift + Enter to search.

Download

Search

Search Results: 8001

<input type="checkbox"/>	Equipment ID	Fleet Name ▼	Controlling Entity	Primary Contact	Primary ...	Primary Email	Primary Storage
<input checked="" type="checkbox"/>	GATX 002014	TestMG	ALLIANCE	ALLIANCE	829-9...	noreply@railinc.com	WALL - LA PAZ
<input checked="" type="checkbox"/>	GATX 002026	TestMG	ALLIANCE	ALLIANCE	829-9...	noreply@railinc.com	WALL - LA PAZ
<input type="checkbox"/>	GATX 002039	TestMG	ALLIANCE	ALLIANCE	829-9...	noreply@railinc.com	WALL - LA PAZ, AZ - BIG WHITE SKI RE...
<input type="checkbox"/>	GATX 002091	TestMG	ALLIANCE	ALLIANCE	829-9...	noreply@railinc.com	WALL - LA PAZ, AZ - BIG WHITE SKI RE...
<input type="checkbox"/>	GATX 002093	TestMG	ALLIANCE	ALLIANCE	829-9...	noreply@railinc.com	WALL - LA PAZ, AZ - BIG WHITE SKI RE...
<input type="checkbox"/>	GATX 002007	TestMG	ALLIANCE	ALLIANCE	829-9...	noreply@railinc.com	WALL - LA PAZ, AZ - BIG WHITE SKI RE...

2 selected

Actions ▼

Request Disposition

Start disposition request for selected equipment.



Disposition Request



- Add any additional information using the comments section.

e supported (EX: AARX1-100, AARX1-AARX100).

Request Disposition

✕

Disposition will be requested for 2 equipment below

GATX002014

GATX002026

Enter your comment here
Please provide instructions as soon as possible.

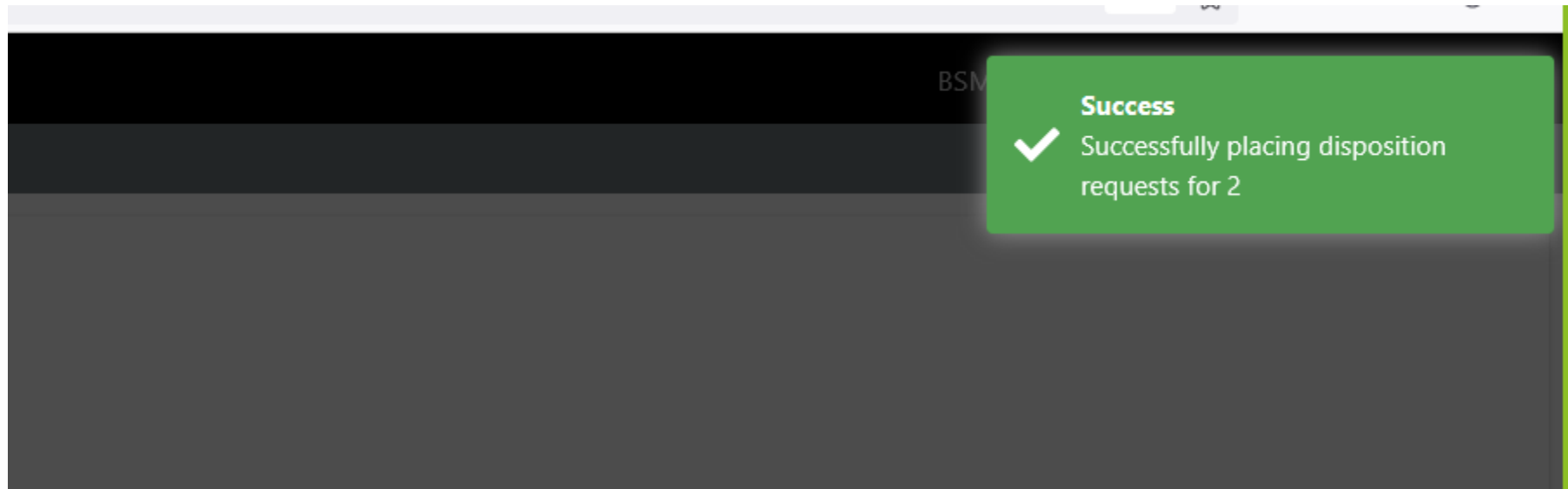
Submit



Disposition Request



- A green success notice will be displayed once the request is submitted.





Disposition Request



- Disposition Requests can be viewed via the manage requests tab dropdown menu by clicking ‘Disposition Requests.’

Loading Authority

Home

Fleet ▼

Equipment Search

Manage Locations

Manage Requests ▼

Documentation

Disposition Requests

Transfer Requests

Fleets

Fleet Information

Fleets:

Equipment:

Storage Locations:

FindUsRail Contacts:

1

0

1

2



Disposition Request



- Fleet Managers can add a comment by using the blue Add Comment button.

Loading Authority

MXGOT57 : RAIL Launch Pad ▼ Sign Out

Home Fleet ▼ Equipment Search Manage Locations Manage Requests ▼ Documentation

Disposition Requests | Fleet Manager

Pending ² Escalated Final Notice Closed ⁷⁷

Expand/Collapse All Clear Filters

Download to CSV

		Fleet Manager >	Controlling Entity >	Equipment Owner >	Railroad Contact >				
<input type="checkbox"/>	Equipment Id	Fleet Name	Company Mark	Entity Mark	Owner Mark	Road	Created On	Last Updated	Next Update Date
<input checked="" type="checkbox"/>	GATX 002026	TestMG	C007	C007	GATX	BNSF	2021-09-20	2021-09-20	2021-09-23
<input type="checkbox"/>	GATX 002014	TestMG	C007	C007	GATX	BNSF	2021-09-20	2021-09-20	2021-09-23

Add Comment



Disposition Request



- Railroad users have the option to add additional comments or close the request.

Loading Authority

MXGOT57 : RAIL Launch Pad Sign Out

HomeFleetEquipment SearchManage LocationsManage RequestsDocumentation

Fleet Manager

Railroad

Close

Disposition Requests | Railroad

PendingEscalatedFinal NoticeClosed

Expand/Collapse AllClear Filters

Fleet Manager >

Controlling Entity >

Equipment Owner >

Railroad Contact >

<input type="checkbox"/> Equipment Id	Fleet Name	Company Mark	Entity Mark	Owner Mark	Road	Created On	Last Updated	Next Update Date
<input checked="" type="checkbox"/> GATX 002026	TestMG	C007	C007	GATX	BNSF	2021-09-20	2021-09-20	2021-09-23
<input type="checkbox"/> GATX 002014	TestMG	C007	C007	GATX	BNSF	2021-09-20	2021-09-20	2021-09-23

Add Comment

Close Request



Useful Links



- [OT-57](#)
- [Documentation](#)
- [User Guide](#)
- [FAQ](#)

[Home](#) > [Products & Services](#) > [Loading Authority \(OT 57\)](#)

Loading Authority (OT-57)

The Loading Authority OT-57 system provides a centralized, paperless process for registering private freight rail equipment and access to controlling entity (shipper, owner, or lessee) contact information and storage information. It facilitates the potential placement of private freight rail equipment at specified storage locations on a railroad.

Loading Authority OT-57 replaces Loading Authority OT-5, which was retired effective January 2, 2020.

For private rail equipment to be entered into loaded revenue service, private rail cars should be registered in the Loading Authority OT-57 system, as specified in the [Association of American Railroads' OT-57 Circular](#), effective since 2020.

The controlling entity (railcar owner or lessee) or its representative is responsible for registering cars within the Loading Authority OT-57 system.

Related Support Documents

[Loading Authority \(OT-57\) User Guide](#)

[Loading Authority \(OT-57\) FAQs](#)

[OT-57 Loading Authority Update Notification](#)

[OT-57 Loading Authority OT-5 Replacement Notification](#)

[OT-57 Loading Authority Controlling Entity Notification](#)



Railinc Keeps You Moving.

Meredith Gern

Phone: 877-RAILINC

Email: CSC@Railinc.com

